



US 20190214585A1

(19) **United States**

(12) **Patent Application Publication**
YAMATANI

(10) **Pub. No.: US 2019/0214585 A1**

(43) **Pub. Date: Jul. 11, 2019**

(54) **ORGANIC ELECTROLUMINESCENCE
DEVICE AND POLYCYCLIC COMPOUND
FOR ORGANIC ELECTROLUMINESCENCE
DEVICE**

(52) **U.S. Cl.**
CPC *H01L 51/0094* (2013.01); *H01L 51/5012*
(2013.01); *H01L 51/0072* (2013.01); *H01L*
51/5072 (2013.01); *C07F 7/30* (2013.01);
C07F 9/6596 (2013.01); *H01L 51/5056*
(2013.01); *C07F 7/0816* (2013.01)

(71) Applicant: **Samsung Display Co., Ltd.**, Yongin-Si
(KR)

(72) Inventor: **Akinori YAMATANI**, Yokohama (JP)

(21) Appl. No.: **16/239,438**

(22) Filed: **Jan. 3, 2019**

(30) **Foreign Application Priority Data**

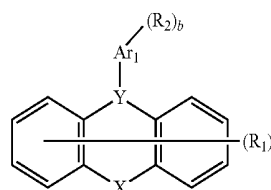
Jan. 8, 2018 (KR) 10-2018-0002395

(57) **ABSTRACT**

An organic electroluminescence device and a polycyclic compound used for the organic electroluminescence device are provided. The polycyclic compound according to an embodiment of the inventive concept is represented by Formula 1. In Formula 1, Y is B, P=O, or P=S, and X is SiR₃R₄, or GeR₅R₆. At least one of R₁ or R₂ is NAr₂Ar₃.

Publication Classification

(51) **Int. Cl.**
H01L 51/00 (2006.01)
H01L 51/50 (2006.01)
C07F 7/08 (2006.01)
C07F 7/30 (2006.01)
C07F 9/6596 (2006.01)



[Formula 1]

10
↙

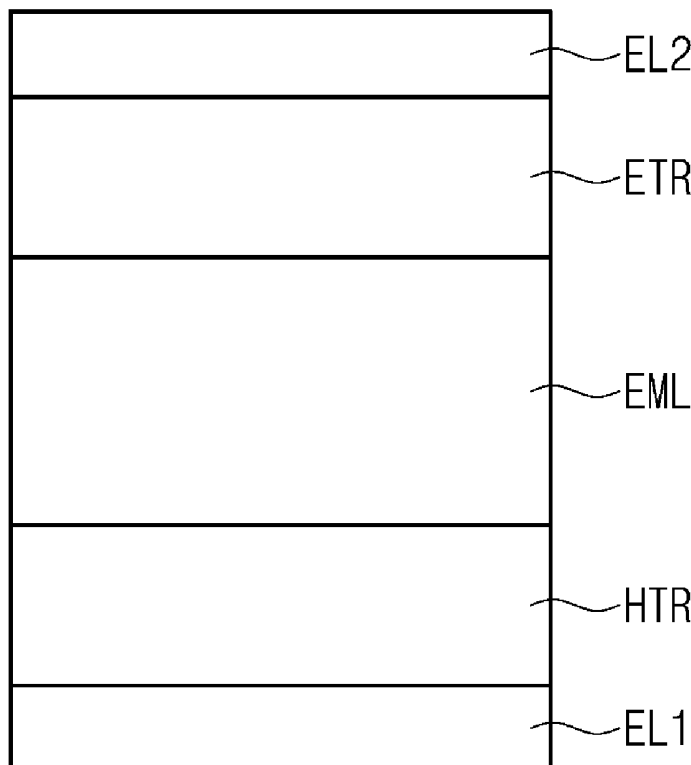


FIG. 1

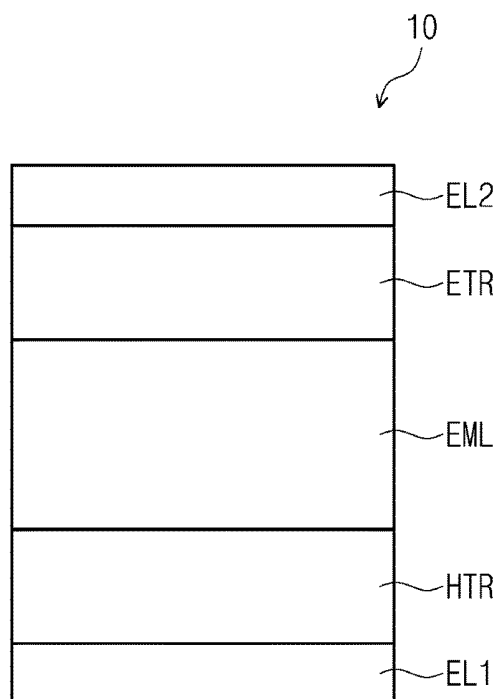


FIG. 2

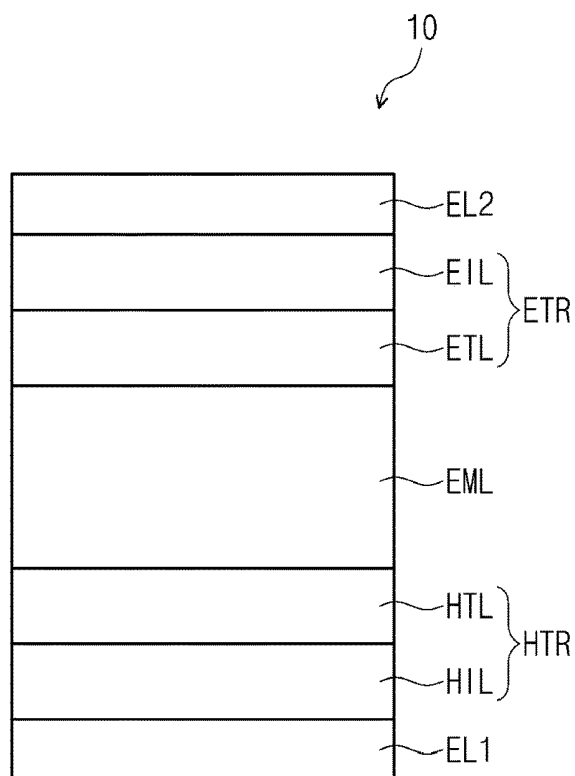
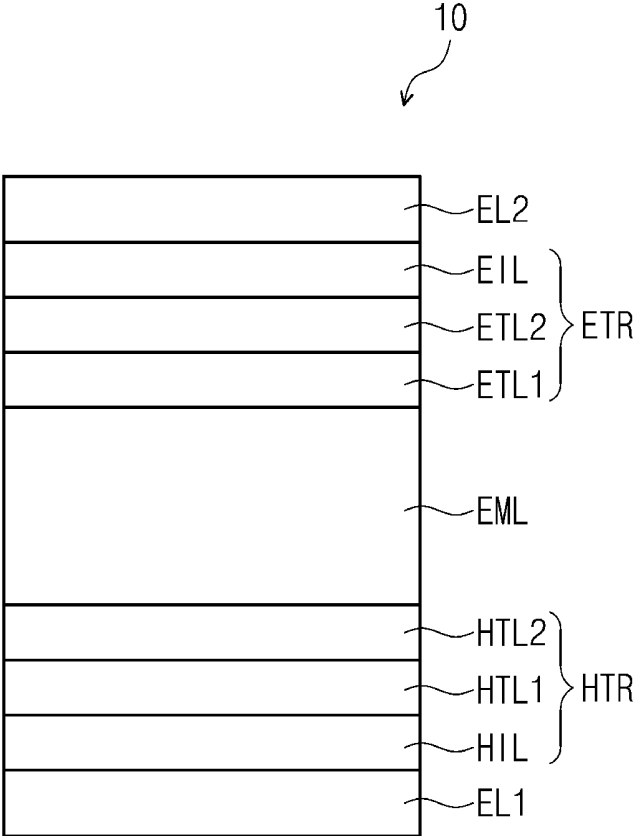


FIG. 3



**ORGANIC ELECTROLUMINESCENCE
DEVICE AND POLYCYCLIC COMPOUND
FOR ORGANIC ELECTROLUMINESCENCE
DEVICE**

CROSS-REFERENCE TO RELATED
APPLICATIONS

[0001] This U.S. non-provisional patent application claims priority under 35 U.S.C. § 119 of Korean Patent Application No. 10-2018-0002395, filed on Jan. 8, 2018, the entire contents of which are hereby incorporated by reference.

BACKGROUND

[0002] The present disclosure herein relates to an organic electroluminescence device and a polycyclic compound used for the organic electroluminescence device.

[0003] Application of organic electroluminescence display devices in an image display devices is being actively developed. Unlike a liquid crystal display device, the organic electroluminescence display device is a self-luminous display device in which holes and electrons injected from a first electrode and a second electrode recombine in an emission layer, and a light-emitting material which is an organic compound included in the emission layer emits light.

[0004] As an organic electroluminescence device, an organic device including, for example, a first electrode, a hole transport layer disposed on the first electrode, an emission layer disposed on the hole transport layer, an electron transport layer disposed on the emission layer, and a second electrode disposed on the electron transport layer is well known. Holes are injected from the first electrode, and the injected holes move via the hole transport layer and are injected into the emission layer. Meanwhile, electrons are injected from the second electrode, and the injected electrons move via the electron transport layer and are injected into the emission layer. The holes and electrons injected into the emission layer recombine to produce excitons in the emission layer. The organic electroluminescence device emits light using light generated by the transition of the excitons to a ground state. In addition, an embodiment of the configuration of the organic electroluminescence device is not limited thereto, but various modifications may be possible. In the application of an organic electroluminescence device to a display device, increased efficiency and lifespan of the organic electroluminescence device is desired.

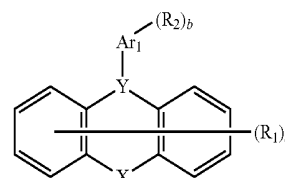
SUMMARY

[0005] The present disclosure provides an organic electroluminescence device having high emission efficiency and long life.

[0006] The present disclosure also provides a polycyclic compound which is applicable to an organic electroluminescence device having high emission efficiency and long life.

[0007] An organic electroluminescence device according to an embodiment of the inventive concept includes a first electrode, a hole transport region disposed on the first electrode, an emission layer disposed on the hole transport region, an electron transport region disposed on the emission layer, and a second electrode disposed on the electron

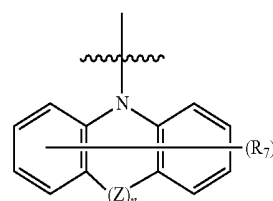
transport region. The emission layer includes a polycyclic compound represented by Formula 1:



[Formula 1]

[0008] In Formula 1, Y is B, P=O, or P=S, R₁ and R₂ are each independently a hydrogen atom, a deuterium atom, a halogen atom, a substituted or unsubstituted amine group, a substituted or unsubstituted silyl group, a substituted or unsubstituted boryl group, a substituted or unsubstituted aralkyl group having 6 to 30 carbon atoms, a substituted or unsubstituted aryloxy group having 6 to 30 carbon atoms, a substituted or unsubstituted arylthio group having 6 to 30 carbon atoms, a substituted or unsubstituted phosphine group, a substituted or unsubstituted phosphine oxide group, a substituted or unsubstituted phosphine sulfide group, a substituted or unsubstituted alkyl group having 1 to 20 carbon atoms, a substituted or unsubstituted aryl group having 6 to 30 carbon atoms for forming a ring, or a substituted or unsubstituted heteroaryl group having 2 to 30 carbon atoms for forming a ring, or may be combined with an adjacent group to form a hydrocarbon ring or a heterocycle, at least one of R₁ or R₂ is NAr₂Ar₃, each of Ar₁, Ar₂, and Ar₃ is independently a substituted or unsubstituted aryl group having 6 to 30 carbon atoms for forming a ring, or a substituted or unsubstituted heteroaryl group having 2 to 30 carbon atoms for forming a ring, where Ar₂ and Ar₃ may be combined with each other to form a hydrocarbon ring or a heterocycle, X is SiR₃R₄ or GeR₅R₆, each of R₃R₄, R₅, and R₆ is independently a substituted or unsubstituted alkyl group having 1 to 20 carbon atoms, a substituted or unsubstituted aryl group having 6 to 30 carbon atoms for forming a ring, or a substituted or unsubstituted heteroaryl group having 2 to 30 carbon atoms for forming a ring, “a” is an integer between 0 and 8, inclusive, “b” is an integer between 0 and 5, inclusive, a+b≠0, if R₁ is NAr₂Ar₃, “a” is an integer between 1 and 8, inclusive, and if R₂ is NAr₂Ar₃, “b” is an integer between 1 and 5, inclusive.

[0009] In an embodiment, at least one of R₁ and R₂ may be represented by the following Formula 2:



[Formula 2]

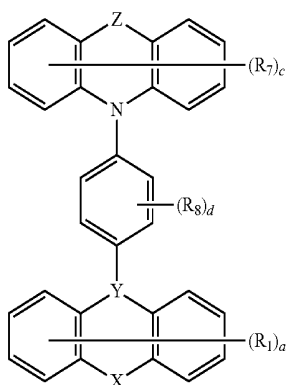
[0010] In Formula 2, Z is a direct linkage, O, S, Se, NAr₁₁, POAr₁₂, CAr₁₄Ar₅, SiAr₁₆Ar₁₇, GeAr₁₈Ar₁₉, or BAr₂₀, n is 0 or 1, each Ar from Ar₁₁ to Ar₂₀ is independently a substituted or unsubstituted alkyl group having 1 to 20 carbon atoms, a substituted or unsubstituted aryl group

having 6 to 30 carbon atoms for forming a ring, or a substituted or unsubstituted heteroaryl group having 2 to 30 carbon atoms for forming a ring, or may be combined with an adjacent group to form a hydrocarbon ring or a heterocycle, R_7 is a hydrogen atom, a deuterium atom, a halogen atom, a substituted or unsubstituted amine group, a substituted or unsubstituted alkyl group having 1 to 20 carbon atoms, a substituted or unsubstituted aryl group having 6 to 30 carbon atoms for forming a ring, or a substituted or unsubstituted heteroaryl group having 2 to 30 carbon atoms for forming a ring, and "c" is an integer between 0 and 8, inclusive.

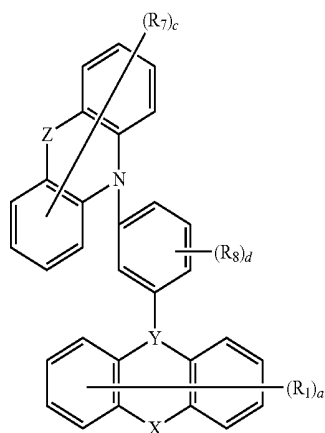
[0011] In an embodiment, "b" may be 1, and R_2 may be represented by Formula 2.

[0012] In an embodiment, "a" may be 1 or 2, and R_1 may be represented by Formula 2.

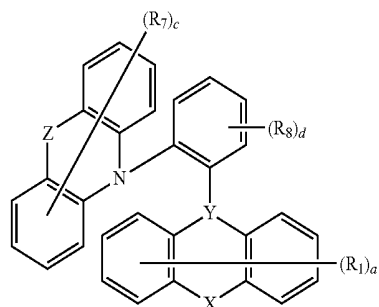
[0013] In an embodiment, the polycyclic compound represented by Formula 1 may be represented by one of the following Formulae 3-1 to 3-3:



[Formula 3-1]



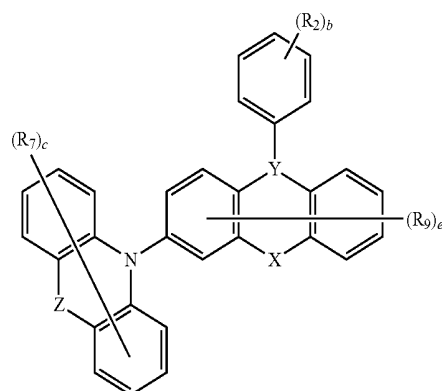
[Formula 3-2]



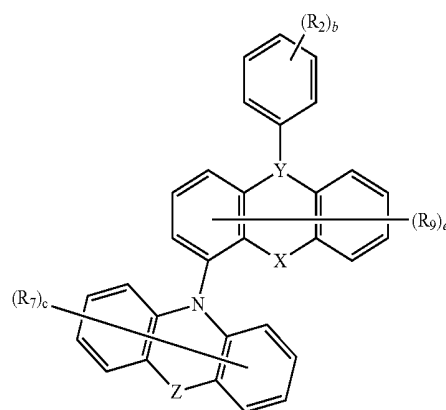
[Formula 3-3]

[0014] In Formulae 3-1 to 3-3, R_8 is a hydrogen atom, a deuterium atom, a halogen atom, a substituted or unsubstituted alkyl group having 1 to 20 carbon atoms, a substituted or unsubstituted aryl group having 6 to 30 carbon atoms for forming a ring, or a substituted or unsubstituted heteroaryl group having 2 to 30 carbon atoms for forming a ring, and "d" is an integer between 0 and 4, inclusive. R_1 , R_7 , "a", "c", X, Y, and Z are the same as defined above.

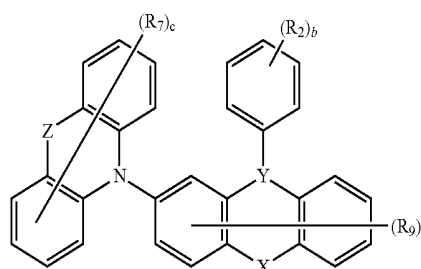
[0015] In an embodiment, the polycyclic compound represented by Formula 1 may be represented by one of the following Formulae 4-1 to 4-4:



[Formula 4-1]



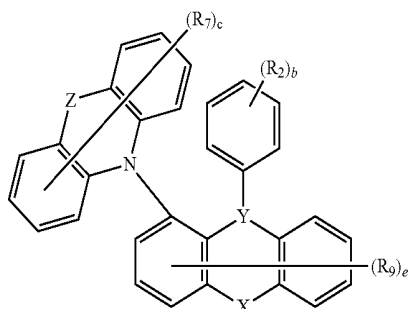
[Formula 4-2]



[Formula 4-3]

-continued

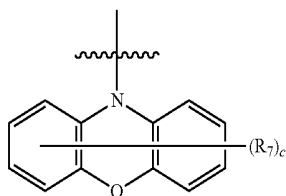
[Formula 4-4]



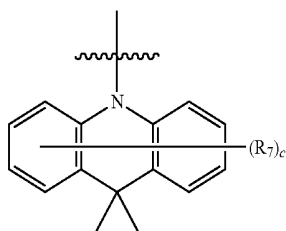
[0016] In Formulae 4-1 to 4-4, each R from R₂ to R₉ is independently a hydrogen atom, a deuterium atom, a halogen atom, a substituted or unsubstituted alkyl group having 1 to 20 carbon atoms, a substituted or unsubstituted aryl group having 6 to 30 carbon atoms for forming a ring, or a substituted or unsubstituted heteroaryl group having 2 to 30 carbon atoms for forming a ring, or may be combined with an adjacent group to form a hydrocarbon ring or a heterocycle, “e” is an integer between 0 and 7, inclusive, and R₇, “b”, “c”, X, Y, and Z are the same as defined above.

[0017] In an embodiment, at least one of R₁ or R₂ may be represented by one of the following Formulae 2-1 to 2-14:

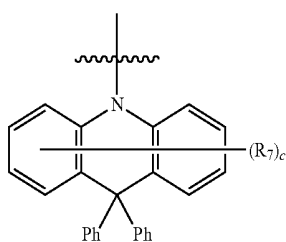
[Formula 2-1]



[Formula 2-2]

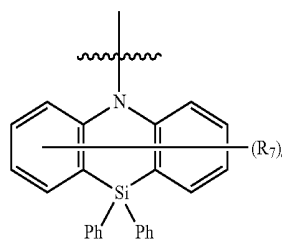


[Formula 2-3]

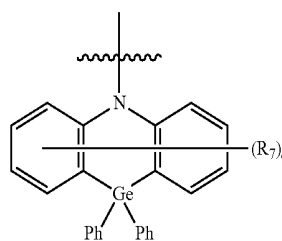


-continued

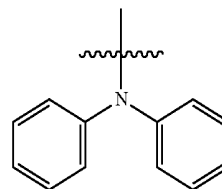
[Formula 2-4]



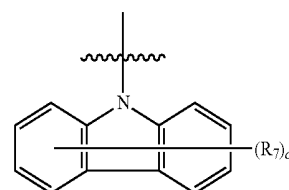
[Formula 2-5]



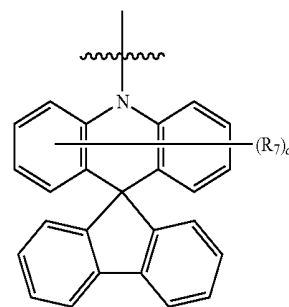
[Formula 2-6]



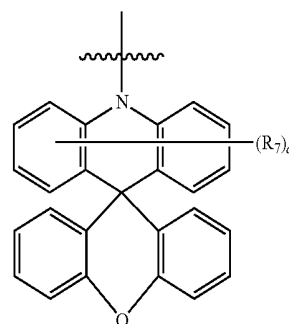
[Formula 2-7]



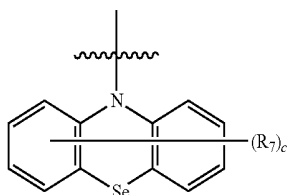
[Formula 2-8]



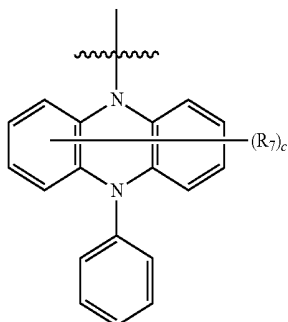
[Formula 2-9]



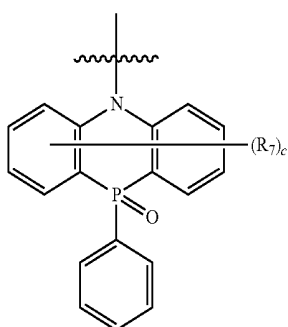
-continued



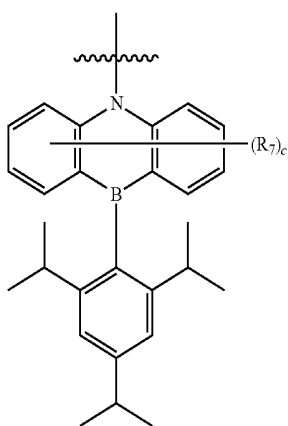
[Formula 2-10]



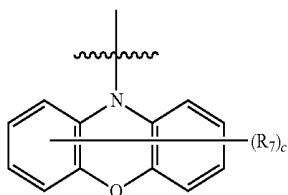
[Formula 2-11]



[Formula 2-12]



[Formula 2-13]



[Formula 2-14]

[0018] In Formulae 2-1 to 2-14, R_7 and “c” are the same as defined above.

[0019] In an embodiment, each R from R_3 to R_6 may be independently a substituted or unsubstituted alkyl group having 3 to 10 carbon atoms, or a substituted or unsubstituted phenyl group.

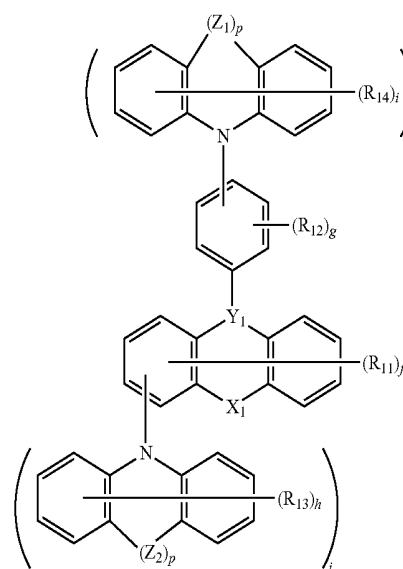
[0020] In an embodiment, the emission layer may include a host and a dopant, and the dopant may include the polycyclic compound represented by Formula 1.

[0021] In an embodiment, the polycyclic compound represented by Formula 1 may have an energy difference ($\Delta E_{S_1-T_1}$) between the lowest singlet energy level (S_1) and the lowest triplet energy level (T_1) of about 0.2 eV or less.

[0022] In an embodiment, the maximum light-emitting wavelength of the emission layer may be about 510 nm or less.

[0023] An embodiment of the inventive concept provides the polycyclic compound represented by Formula 1.

[0024] An embodiment of the inventive concept provides a polycyclic compound represented by the following Formula 5:



[Formula 5]

[0025] In Formula 5, Y_1 is B, P=O, or P=S, X_1 is $SiR_{15}R_{16}$, or $GeR_{17}R_{18}$, each R from R_{11} to R_{18} is independently a hydrogen atom, a deuterium atom, a halogen atom, a substituted or unsubstituted silyl group, a substituted or unsubstituted boryl group, a substituted or unsubstituted aralkyl group having 6 to 30 carbon atoms, a substituted or unsubstituted aryloxy group having 6 to 30 carbon atoms, a substituted or unsubstituted arylthio group having 6 to 30 carbon atoms, a substituted or unsubstituted phosphine group, a substituted or unsubstituted phosphine oxide group, a substituted or unsubstituted phosphine sulfide group, a substituted or unsubstituted alkyl group having 1 to 20 carbon atoms, a substituted or unsubstituted aryl group having 6 to 30 carbon atoms for forming a ring, or a substituted or unsubstituted heteroaryl group having 2 to 30 carbon atoms for forming a ring, or may be combined with an adjacent group to form a hydrocarbon ring or a heterocycle, each of Z_1 and Z_2 is independently a direct linkage, O, S, Se, NR_{21} , $POAr_{22}$, $CAr_{24}Ar_{25}$, $SiAr_{26}Ar_{27}$, $GeAr_{28}Ar_{29}$, or BAR_{30} , each Ar from Ar_{21} to Ar_{30} is independently a substituted or unsubstituted alkyl group having 1 to 20 carbon atoms, a substituted or unsubstituted aryl group having 6 to 30 carbon atoms for forming a ring, or a substituted or unsubstituted heteroaryl group having 2 to 30 carbon atoms for forming a ring, or may be combined with

an adjacent group to form a hydrocarbon ring or a heterocycle, each of “p” and “q” is independently 0 or 1, “f” is an integer between 0 and 7, inclusive, “g” is an integer between 0 and 4, inclusive, each of “h” and “i” is independently an integer between 0 and 8, inclusive, each of “j” and “k” is independently an integer between 0 and 1, inclusive, and $j+k \neq 0$.

BRIEF DESCRIPTION OF THE FIGURES

[0026] The accompanying drawings are included to provide a further understanding of the inventive concept, and are incorporated in and constitute a part of this specification. The drawings illustrate exemplary embodiments of the inventive concept and, together with the description, serve to explain principles of the inventive concept. In the drawings:

[0027] FIG. 1 is a cross-sectional view schematically illustrating an organic electroluminescence device according to an embodiment of the inventive concept;

[0028] FIG. 2 is a cross-sectional view schematically illustrating an organic electroluminescence device according to an embodiment of the inventive concept; and

[0029] FIG. 3 is a cross-sectional view schematically illustrating an organic electroluminescence device according to an embodiment of the inventive concept.

DETAILED DESCRIPTION

[0030] The above objects, other objects, features and advantages of the inventive concept will be easily understood from preferred exemplary embodiments with reference to the accompanying drawings. The inventive concept may, however, be embodied in different forms and should not be construed as limited to the embodiments set forth herein. Rather, exemplary embodiments are provided so that the contents disclosed herein become thorough and complete, and the spirit of the inventive concept is sufficiently accepted for a person skilled in the art.

[0031] Like reference numerals refer to like elements for explaining each drawing. In the drawings, the sizes of elements may be enlarged for clarity of the inventive concept. It will be understood that, although the terms first, second, etc. may be used herein to describe various elements, these elements should not be limited by these terms. These terms are only used to distinguish one element from another element. For example, a first element discussed below could be termed a second element, and similarly, a second element could be termed a first element. As used herein, the singular forms are intended to include the plural forms as well, unless the context clearly indicates otherwise.

[0032] It will be further understood that the terms “comprises” or “comprising,” when used in this specification, specify the presence of stated features, numerals, steps, operations, elements, parts, or a combination thereof, but do not preclude the presence or addition of one or more other features, numerals, steps, operations, elements, parts, or a combination thereof. It will also be understood that when a layer, a film, a region, a plate, etc. is referred to as being “on” another part, it can be “directly on” the other part, or intervening layers may also be present. On the contrary, when a layer, a film, a region, a plate, etc. is referred to as being “under” another part, it can be “directly under” the other part, or intervening layers may also be present.

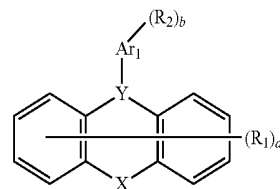
[0033] First, organic electroluminescence devices according to exemplary embodiments of the inventive concept will be explained referring to FIG. 1 to FIG. 3.

[0034] FIG. 1 is a cross-sectional view schematically illustrating an organic electroluminescence device according to an embodiment of the inventive concept. FIG. 2 is a cross-sectional view schematically illustrating an organic electroluminescence device according to an embodiment of the inventive concept. FIG. 3 is a cross-sectional view schematically illustrating an organic electroluminescence device according to an embodiment of the inventive concept.

[0035] Referring to FIG. 1 to FIG. 3, an organic electroluminescence device 10 according to an embodiment of the inventive concept includes a first electrode EL1, a hole transport region HTR, an emission layer EML, an electron transport region ETR and a second electrode EL2.

[0036] The emission layer EML includes a polycyclic compound according to an embodiment of the inventive concept. Hereinafter, the polycyclic compound according to an embodiment of the inventive concept will be explained in detail and then, each layer of the organic electroluminescence device 10 will be explained.

[0037] The polycyclic compound according to an embodiment of the inventive concept is represented by the following Formula 1:



[Formula 1]

[0038] In Formula 1, Y is B, P=O, or P=S. If Y is P=O, Ar₁ and the oxygen atom are connected with P. If Y is P=S, Ar₁ and the sulfur atom are connected with P.

[0039] R₁ and R₂ are each independently a hydrogen atom, a deuterium atom, a halogen atom, a substituted or unsubstituted amine group, a substituted or unsubstituted silyl group, a substituted or unsubstituted boron group, a substituted or unsubstituted aralkyl group having 6 to 30 carbon atoms, a substituted or unsubstituted aryloxy group having 6 to 30 carbon atoms, a substituted or unsubstituted arylthio group having 6 to 30 carbon atoms, a substituted or unsubstituted phosphine group, a substituted or unsubstituted phosphine oxide group, a substituted or unsubstituted phosphine sulfide group, a substituted or unsubstituted alkyl group having 1 to 20 carbon atoms, a substituted or unsubstituted aryl group having 6 to 30 carbon atoms for forming a ring, or a substituted or unsubstituted heteroaryl group having 2 to 30 carbon atoms for forming a ring. R₁ and R₂ may be each independently combined with an adjacent group to form a ring. R₁ and R₂ may be each independently combined with an adjacent group to form a hydrocarbon ring or a heterocycle.

[0040] At least one of R₁ or R₂ is NAr₂Ar₃. For example, R₁ may be NAr₂Ar₃ and R₂ may be a hydrogen atom, a substituted or unsubstituted isopropyl group, a substituted or unsubstituted phenyl group, or a substituted or unsubstituted silyl group. Alternatively, R₂ may be NAr₂Ar₃ and R₁ may

be a hydrogen atom. However, an embodiment of the inventive concept is not limited thereto. “a” and “b” may be each independently 1, and R_1 and R_2 may be each independently represented by NAr_2Ar_3 .

[0041] Ar_1 to Ar_3 are each independently a substituted or unsubstituted aryl group having 6 to 30 carbon atoms for forming a ring, or a substituted or unsubstituted heteroaryl group having 2 to 30 carbon atoms for forming a ring. Ar_1 to Ar_3 may be each independently a substituted or unsubstituted phenyl group. Ar_2 and Ar_3 may be combined with each other to form a hydrocarbon ring or a heterocycle.

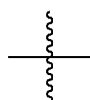
[0042] X is SiR_3R_4 , or GeR_5R_6 .

[0043] R_3 to R_6 are each independently a substituted or unsubstituted alkyl group having 1 to 20 carbon atoms, a substituted or unsubstituted aryl group having 6 to 30 carbon atoms for forming a ring, or a substituted or unsubstituted heteroaryl group having 2 to 30 carbon atoms for forming a ring. R_3 to R_6 may be each independently a substituted or unsubstituted isopropyl group, or a substituted or unsubstituted phenyl group.

[0044] “a” is an integer between 0 and 8, inclusive. “b” is an integer between 0 and 5, inclusive. If “a” is 0, the polycyclic compound represented by Formula 1 may not be substituted with R_1 . If “a” is an integer of 2 or more, a plurality of R_1 groups may be the same or different. If “b” is 0, the polycyclic compound represented by Formula 1 may not be substituted with R_2 . If “b” is an integer of 2 or more, a plurality of R_2 groups may be the same or different.

[0045] $a+b \neq 0$. That is, at least one of “a” or “b” is an integer of 1 or more. More particularly, if R_1 is NAr_2Ar_3 , “a” is an integer between 1 and 8, inclusive, and if R_2 is NAr_2Ar_3 , “b” is an integer between 1 and 5, inclusive. The polycyclic compound represented by Formula 1 is substituted with at least one NAr_2Ar_3 .

[0046] In the description,



indicates a part to be connected.

[0047] In the description, “substituted or unsubstituted” may mean substituted with at least one substituent selected from the group consisting of a deuterium atom, a halogen group, a cyano group, a nitro group, an amino group, a silyl group, an oxy group, a thio group, a sulfinyl group, a sulfonyl group, a carbonyl group, a boron group (boryl group), an amine group, a phosphine group, a phosphine oxide group, a phosphine sulfide group, an alkyl group, an alkenyl group, an aryl group, and a heterocycle, or unsubstituted. In addition, each of the substituents illustrated above may be substituted or unsubstituted. For example, a biphenyl group may be interpreted as an aryl group or a phenyl group substituted with a phenyl group.

[0048] In the description, the term “forming a ring via the combination with an adjacent group” may mean forming a substituted or unsubstituted hydrocarbon ring, or substituted or unsubstituted heterocycle via the combination with an adjacent group. The hydrocarbon ring includes an aliphatic hydrocarbon ring and an aromatic hydrocarbon ring. The heterocycle includes an aliphatic heterocycle and an aromatic heterocycle. The hydrocarbon ring and the heterocycle

may be monocyclic or polycyclic. In addition, the ring formed via the combination with an adjacent group may be combined with another ring to form a spiro structure.

[0049] In the description, the term “an adjacent group” may mean a substituent substituted for an atom which is directly combined with an atom substituted with a corresponding substituent, another substituent substituted for an atom which is substituted with a corresponding substituent, or a substituent sterically positioned at the nearest position to a corresponding substituent. For example, in 1,2-dimethylbenzene, two methyl groups may be interpreted as “adjacent groups” to each other, and in 1,1-diethylcyclopentene, two ethyl groups may be interpreted as “adjacent groups” to each other.

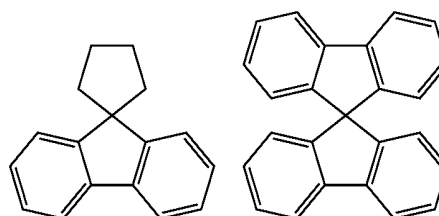
[0050] In the description, the direct linkage may mean a single bond.

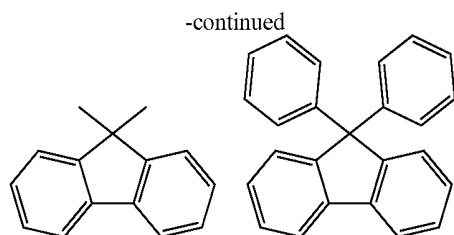
[0051] In the description, examples of the halogen atom may include a fluorine atom, a chlorine atom, a bromine atom and an iodine atom.

[0052] In the description, the alkyl may be a linear, branched or cyclic type. The carbon number of the alkyl may be 1 to 30, 1 to 20, 1 to 15, 1 to 10, 3 to 10, or 1 to 6. Examples of the alkyl may include methyl, ethyl, n-propyl, isopropyl, n-butyl, s-butyl, t-butyl, i-butyl, 2-ethylbutyl, 3,3-dimethylbutyl, n-pentyl, i-pentyl, neopentyl, t-pentyl, cyclopentyl, 1-methylpentyl, 3-methylpentyl, 2-ethylpentyl, 4-methyl-2-pentyl, n-hexyl, 1-methylhexyl, 2-ethylhexyl, 2-butylhexyl, cyclohexyl, 4-methylcyclohexyl, 4-t-butylcyclohexyl, n-heptyl, 1-methylheptyl, 2,2-dimethylheptyl, 2-ethylheptyl, 2-butylheptyl, n-octyl, t-octyl, 2-ethyloctyl, 2-butylloctyl, 2-hexyloctyl, 3,7-dimethyloctyl, cyclooctyl, n-nonyl, n-decyl, adamantyl, 2-ethyldecyl, 2-butyldecyl, 2-hexyldecyl, 2-octyldecyl, n-undecyl, n-dodecyl, 2-ethyl-dodecyl, 2-butyl-dodecyl, 2-hexyl-dodecyl, 2-octyl-dodecyl, n-tridecyl, n-tetradecyl, c-pentadecyl, n-hexadecyl, 2-ethyl-hexadecyl, 2-butylhexadecyl, 2-hexylhexadecyl, 2-octyl-hexadecyl, n-heptadecyl, n-octadecyl, n-nonadecyl, n-eicosyl, 2-ethyleicosyl, 2-butyleicosyl, 2-hexyleicosyl, 2-octyleicosyl, n-henicosyl, n-docosyl, n-tricosyl, n-tetracosyl, n-pentacosyl, n-hexacosyl, n-heptacosyl, n-octacosyl, n-nonacosyl, n-triacontyl, etc., without limitation.

[0053] In this description, “aryl” means an optional functional group or substituent derived from an aromatic hydrocarbon ring. “Aryl” may be a monocyclic aryl or a polycyclic aryl. The carbon number for forming a ring in the aryl may be 6 to 30, 6 to 20, or 6 to 15. Examples of “aryl” may include phenyl, naphthyl, fluorenyl, anthracenyl, phenanthryl, biphenyl, terphenyl, quaterphenyl, quinphenyl, sexiphenyl, biphenylene, triphenylene, pyrenyl, benzofluoranthenyl, chrysenyl, etc., without limitation.

[0054] In the description, the fluorenyl group may be substituted, and two substituents may be combined with each other to form a spiro structure. Examples of the substituted fluorenyl group are shown below. However, an embodiment of the inventive concept is not limited thereto.





[0055] In the description, alkyl in the aralkyl may be the same as the examples of the alkyl.

[0056] In the description, aryl in the aralkyl, aryloxy, and arylthio may be the same as the examples of the aryl.

[0057] In the description, the heteroaryl may be a heteroaryl including at least one of O, N, P, Si or S as a heteroatom. If the heteroaryl includes two heteroatoms, two heteroatoms may be the same or different. The carbon number for forming a ring of the heteroaryl may be 2 to 30, or 2 to 20. The heteroaryl may be monocyclic heteroaryl or polycyclic heteroaryl. Examples of the polycyclic heteroaryl may have a dicyclic or tricyclic structure. Examples of the heteroaryl may include thiophene, furan, pyrrole, imidazole, thiazole, oxazole, oxadiazole, triazole, pyridine, bipyridine, pyrimidine, triazine, triazole, acridine, pyridazine, quinoline, quinazoline, quinoxaline, phenoxazine, phthalazine, pyrido pyrimidine, pyrido pyrazine, pyrazino pyrazine, isoquinoline, indole, carbazole, N-arylcarbazole, N-heteroarylcarbazole, N-alkylcarbazole, benzoxazole, benzoimidazole, benzothiazole, benzocarbazole, benzothiophene, dibenzothiophene, thienothiophene, benzofuran, phenanthroline, thiazole, isooxazole, oxadiazole, thiadiazole, phenothiazine, dibenzosilole, dibenzofuran, etc., without limitation.

[0058] In this description, "silyl" includes an alkyl silyl and aryl silyl. Examples of silyl may include trimethylsilyl, triethylsilyl, t-butyl dimethylsilyl, vinyl dimethylsilyl, propyl dimethylsilyl, triphenylsilyl, diphenylsilyl, phenylsilyl, etc. However, an embodiment of the inventive concept is not limited thereto.

[0059] In the description, the carbon number of the amino group (amine group) is not specifically limited, but may be 1 to 30. The amino group may include an alkyl amino group and an aryl amino group. Examples of the amino group may include a methylamino group, a dimethylamino group, a phenylamino group, a diphenylamino group, a naphthylamino group, a 9-methyl-anthracenylamino group, a triphenylamino group, etc., without limitation.

[0060] In the description, the boron group (boryl group) includes an alkyl boron group and an aryl boron group. Examples of the boron group include trimethylboron, triethylboron, t-butyl dimethylboron, triphenylboron, diphenylboron, phenylboron, etc., without limitation.

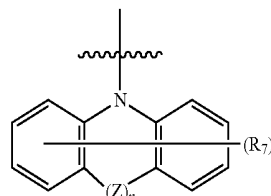
[0061] In the description, the alkenyl may be a linear chain or a branched chain. The number of carbons is not specifically limited but may be 2 to 30, 2 to 20, or 2 to 10. Examples of the alkenyl include vinyl, 1-butenyl, 1-pentenyl, 1,3-butadienyl aryl, styrenyl, styrylvinyl, etc., without limitation.

[0062] In the description, the phosphine oxide group may be substituted with, for example, at least one of alkyl or aryl.

[0063] In the description, the phosphine sulfide group may be substituted with, for example, at least one of alkyl or aryl.

[0064] At least one of R_1 or R_2 may be represented by the following Formula 2:

[Formula 2]



[0065] In Formula 2, Z is a direct linkage, O, S, Se, NAr_{11} , $POAr_{12}$, $CAr_{14}Ar_{15}$, $SiAr_{16}Ar_{17}$, $GeAr_{18}Ar_{19}$, or BAr_{20} . Z may be a direct linkage, O, S, or $CAr_{14}Ar_{15}$. If Z is a direct linkage, at least one of R_1 or R_2 may be a carbazole group. If Z is O, at least one of R_1 or R_2 may be a dibenzofuran group. If Z is S, at least one of R_1 or R_2 may be a dibenzothiophene group. If Z is $CAr_{14}Ar_{15}$, at least one of R_1 or R_2 may be an acridine group.

[0066] n is 0 or 1. If n is 0, Formula 2 may be a substituted or unsubstituted aryl amino group.

[0067] Ar_{11} to Ar_{20} are each independently a substituted or unsubstituted alkyl group having 1 to 20 carbon atoms, a substituted or unsubstituted aryl group having 6 to 30 carbon atoms for forming a ring, or a substituted or unsubstituted heteroaryl group having 2 to 30 carbon atoms for forming a ring. Ar_{11} to Ar_{20} may be each independently a substituted or unsubstituted methyl group or a substituted or unsubstituted phenyl group. Ar_{11} to Ar_{20} may be each independently combined with an adjacent group to form a hydrocarbon ring or a heterocycle,

[0068] R_7 is a hydrogen atom, a deuterium atom, a halogen atom, a substituted or unsubstituted amine group, a substituted or unsubstituted alkyl group having 1 to 20 carbon atoms, a substituted or unsubstituted aryl group having 6 to 30 carbon atoms for forming a ring, or a substituted or unsubstituted heteroaryl group having 2 to 30 carbon atoms for forming a ring.

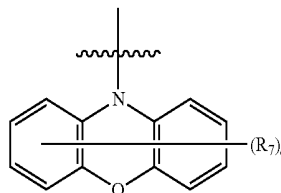
[0069] "c" is an integer between 0 and 8, inclusive. If "c" is 0, a substituent represented by Formula 2 may not be substituted with R_7 . If "c" is an integer of 2 or more, a plurality of R_7 groups may be the same or different.

[0070] In Formula 1, "b" may be 1 and R_2 may be represented by Formula 2. In this case, "a" may be 0. However, an embodiment of the inventive concept is not limited thereto. "a" may be 1 or more, and R_1 may be a substituent other than a hydrogen atom. For example, R_1 may be represented by Formula 2.

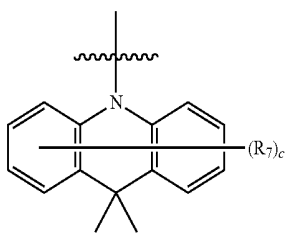
[0071] In Formula 1, "a" is 1 or 2. If "a" is 1, R_1 may be represented by Formula 2. If "a" is 2, two R_1 groups may be each independently represented by Formula 2.

[0072] Formula 2 may be represented by one of the following Formulae 2-1 to 2-14, but an embodiment of the inventive concept is not limited thereto:

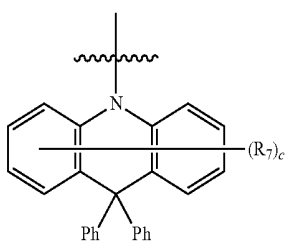
[Formula 2-1]



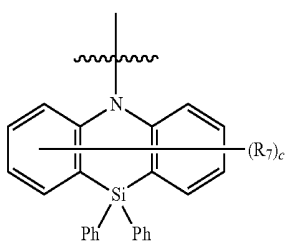
-continued



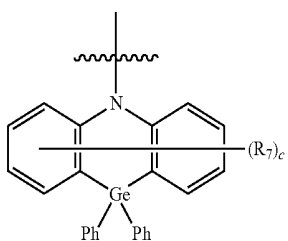
[Formula 2-2]



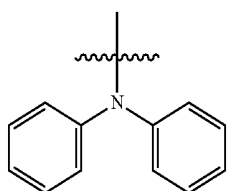
[Formula 2-3]



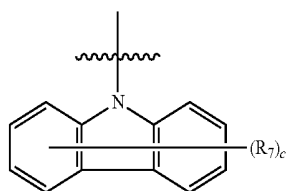
[Formula 2-4]



[Formula 2-5]

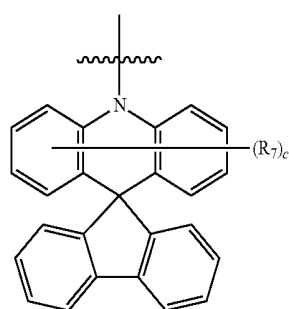


[Formula 2-6]

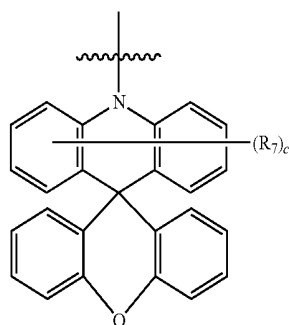


[Formula 2-7]

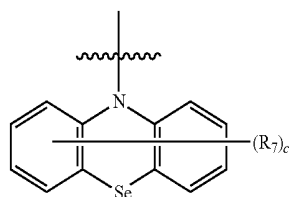
-continued



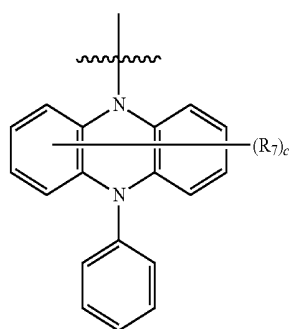
[Formula 2-8]



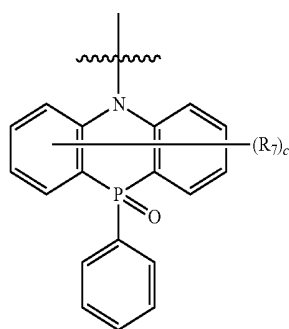
[Formula 2-9]



[Formula 2-10]

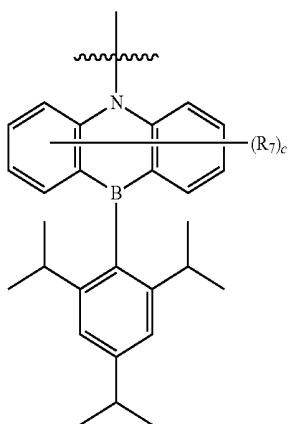


[Formula 2-11]

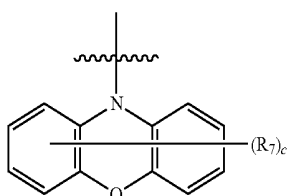


[Formula 2-12]

-continued



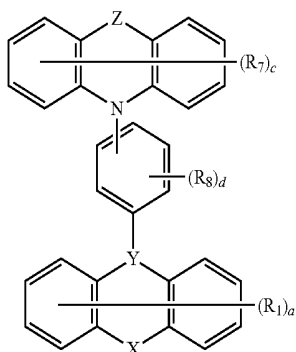
[Formula 2-13]



[Formula 2-14]

[0073] In Formulae 2-1 to 2-14, R_7 and “c” are the same as defined above.

[0074] The polycyclic compound represented by Formula 1 may be represented by the following Formula 3:



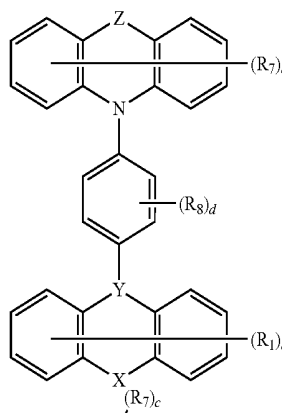
[Formula 3]

[0075] In Formula 3, R_1 , R_7 , “a”, “c”, X, Y and Z are the same as defined above.

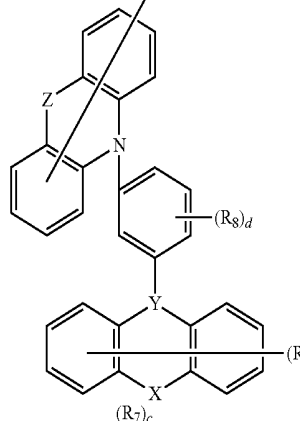
[0076] R_8 may be a hydrogen atom, a deuterium atom, a halogen atom, a substituted or unsubstituted alkyl group having 1 to 20 carbon atoms, a substituted or unsubstituted aryl group having 6 to 30 carbon atoms for forming a ring, or a substituted or unsubstituted heteroaryl group having 2 to 30 carbon atoms for forming a ring. R_8 may be a hydrogen atom or a substituted or unsubstituted isopropyl group.

[0077] “d” is an integer between 0 and 4, inclusive. If “d” is 0, the polycyclic compound represented by Formula 3 may not be substituted with R_8 . If “d” is an integer of 2 or more, a plurality of R_8 groups may be the same or different.

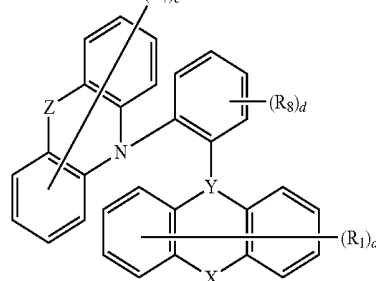
[0078] The polycyclic compound represented by Formula 3 may be represented by one of the following Formulae 3-1 to 3-3:



[Formula 3-1]



[Formula 3-2]

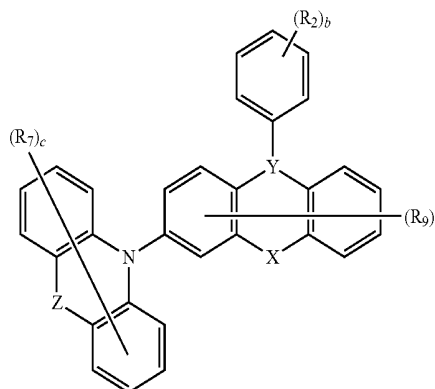


[Formula 3-3]

[0079] In Formulae 3-1 to 3-3, R_1 , R_7 , R_8 , “a”, “c”, “d”, X, Y and Z are the same as defined above.

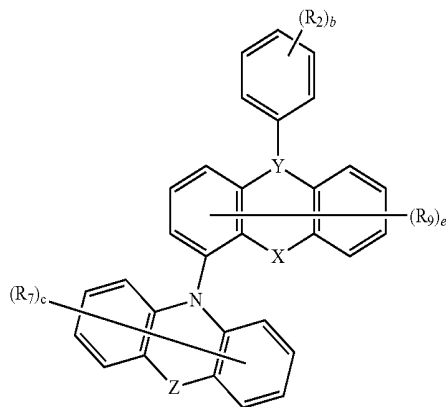
[0080] The polycyclic compound represented by Formula 1 may be represented by one of the following Formulae 4-1 to 4-4:

[Formula 4-1]

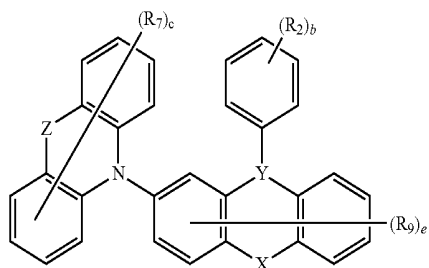


-continued

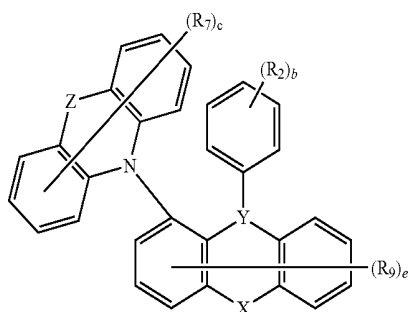
[Formula 4-2]



[Formula 4-3]



[Formula 4-4]



[0081] In Formulae 4-1 to 4-4, R_7 , “b”, “c”, X, Y and Z are the same as defined above, R_2 and R_9 are each independently a hydrogen atom, a deuterium atom, a halogen atom, a substituted or unsubstituted alkyl group having 1 to 20 carbon atoms, a substituted or unsubstituted aryl group having 6 to 30 carbon atoms for forming a ring, or a substituted or unsubstituted heteroaryl group having 2 to 30 carbon atoms for forming a ring. R_2 may be a hydrogen atom, a substituted or unsubstituted isopropyl group, a substituted or unsubstituted phenyl group, or a substituted or unsubstituted silyl group. R_2 may be combined with an adjacent group to form a hydrocarbon ring or a heterocycle. R_9 may be a hydrogen atom.

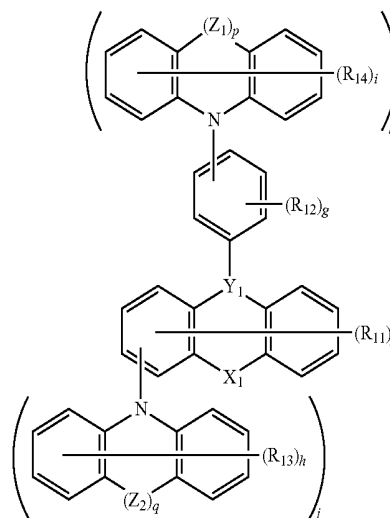
[0082] “e” is an integer between 0 and 7, inclusive. If “e” is 0, the polycyclic compound represented by Formula 4 may not be substituted with R_9 . If “e” is an integer of 2 or more, a plurality of R_9 groups may be the same or different.

[0083] The polycyclic compound represented by Formula 3 according to an embodiment of the inventive concept may correspond to Formula 1 where R_2 is represented by Formula 2. The polycyclic compound represented by Formula 4 according to an embodiment of the inventive concept may correspond to Formula 1 where R_1 is represented by Formula 2.

[0084] In Formula 1, Ar_1 may be a substituted or unsubstituted aryl group having 6 to 30, or 6 to 15 carbon atoms for forming a ring. Ar_1 may be a substituted or unsubstituted phenyl group or a substituted or unsubstituted biphenyl group, without limitation. Ar_1 may be a phenyl group or a biphenyl group, or may be unsubstituted or substituted with one or more R_2 groups.

[0085] The polycyclic compound according to an embodiment of the inventive concept may be represented by the following Formula 5:

[Formula 5]



[0086] In Formula 5, Y_1 is B, P=O, or P=S. If Y_1 is P=O, Ar_1 and an oxygen atom may be connected with P. If Y_1 is P=S, Ar_1 and a sulfur atom may be connected with P.

[0087] X_1 is $SiR_{15}R_{16}$, or $GeR_{17}R_{18}$.

[0088] R_{11} to R_{18} are each independently a hydrogen atom, a deuterium atom, a halogen atom, a substituted or unsubstituted silyl group, a substituted or unsubstituted boryl group, a substituted or unsubstituted aralkyl group having 6 to 30 carbon atoms, a substituted or unsubstituted aryloxy group having 6 to 30 carbon atoms, a substituted or unsubstituted arylthio group having 6 to 30 carbon atoms, a substituted or unsubstituted phosphine group, a substituted or unsubstituted phosphine oxide group, a substituted or unsubstituted phosphine sulfide group, a substituted or unsubstituted alkyl group having 1 to 20 carbon atoms, a substituted or unsubstituted aryl group having 6 to 30 carbon atoms for forming a ring, or a substituted or unsubstituted heteroaryl group having 2 to 30 carbon atoms for forming a ring. R_{11} to R_{18} may be combined with an adjacent group to form a hydrocarbon ring or a heterocycle.

[0089] Z_1 and Z_2 are each independently a direct linkage, O, S, Se, NAr_{21} , $POAr_{22}$, $CAr_{24}Ar_{25}$, $SiAr_{26}Ar_{27}$, $GeAr_{28}Ar_{29}$, or BAr_{30} . Z_1 and Z_2 are each independently a direct linkage, O, S, or $CAr_{24}Ar_{25}$.

[0090] Ar₂₁ to Ar₃₀ are each independently a substituted or unsubstituted alkyl group having 1 to 20 carbon atoms, a substituted or unsubstituted aryl group having 6 to 30 carbon atoms for forming a ring, or a substituted or unsubstituted heteroaryl group having 2 to 30 carbon atoms for forming a ring. Ar₂₁ to Ar₃₀ may be each independently combined with an adjacent group to form a hydrocarbon ring or a heterocycle.

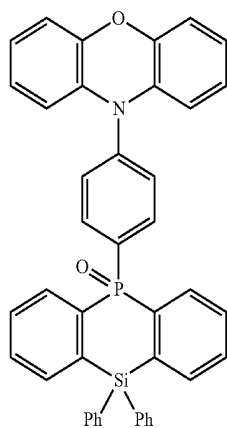
[0091] “p” and “q” are each independently 0 or 1. A case where “p” is 0 corresponds to a substituted or unsubstituted aryl amine group. A case where “q” is 0 corresponds to a substituted or unsubstituted aryl amine group.

[0092] “f” is an integer between 0 and 7, inclusive. “g” is an integer between 0 and 4, inclusive. Each of “h” and “i” is independently an integer between 0 and 8, inclusive. If “f” is 0, the polycyclic compound represented by Formula 5 may not be substituted with R₁₁. If “f” is an integer of 2 or more, a plurality of R₁₁ groups may be the same or different. If “g” is 0, the polycyclic compound represented by Formula 5 may not be substituted with R₁₂. If “g” is an integer of 2 or more, a plurality of R₁₂ groups may be the same or different. If “h” is 0, the polycyclic compound represented by Formula 5 may not be substituted with R₁₃. If “h” is an integer of 2 or more, a plurality of R₁₃ groups may be the same or different. If “i” is 0, the polycyclic compound represented by Formula 5 may not be substituted with R₁₄. If “i” is an integer of 2 or more, a plurality of R₁₄ groups may be the same or different.

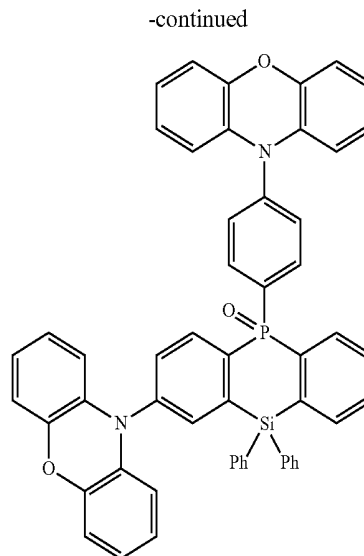
[0093] Each of “j” and “k” is independently an integer of 0 or 1. j+k≠0. That is, at least one of “j” or “k” is 1. The polycyclic compound represented by Formula 5 is substituted with a nitrogen-containing polycyclic structure.

[0094] The polycyclic compound represented by Formula 1 or the polycyclic compound represented by Formula 5 may be one selected from the compounds represented in Compound Group 1. However, an embodiment of the inventive concept is not limited thereto.

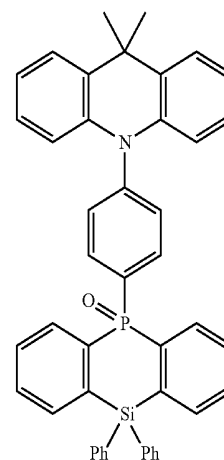
[Compound Group 1]



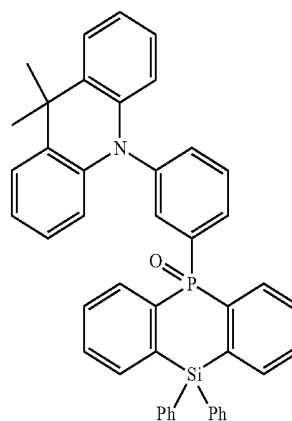
1



2

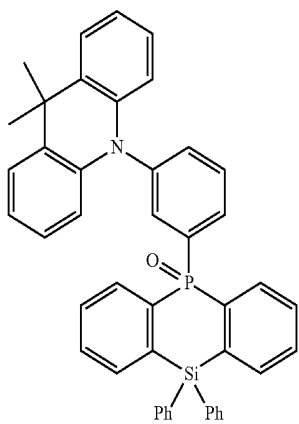


3



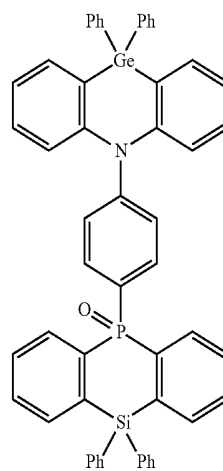
4

-continued

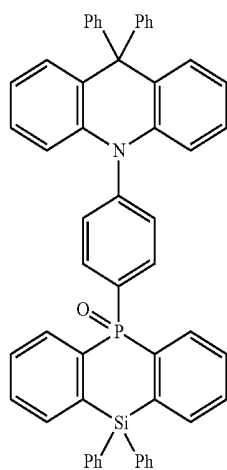


5

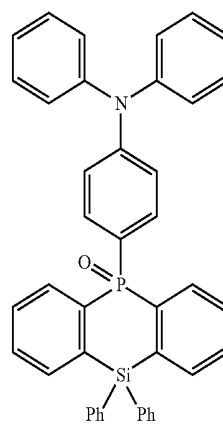
-continued



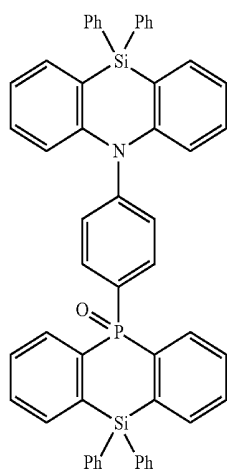
8



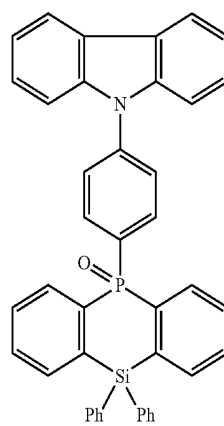
6



9



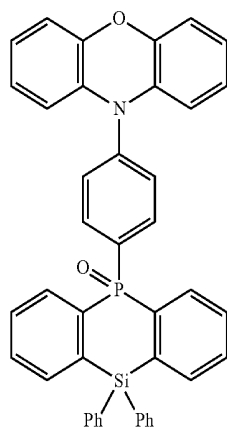
7



10

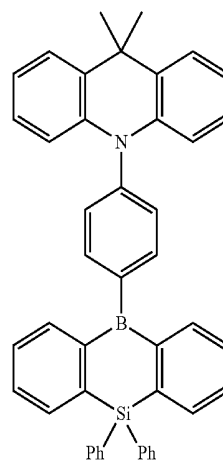
13

-continued



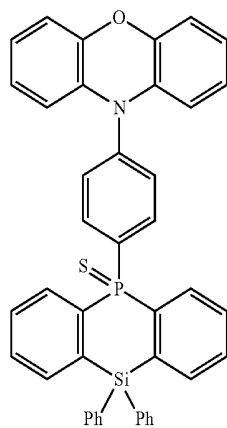
11

-continued

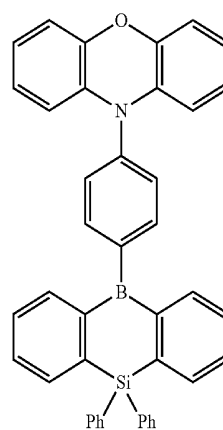


14

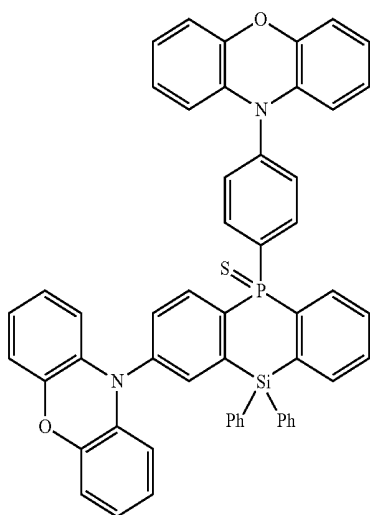
12



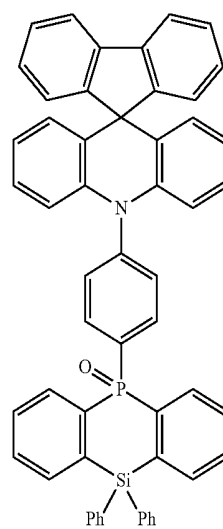
15



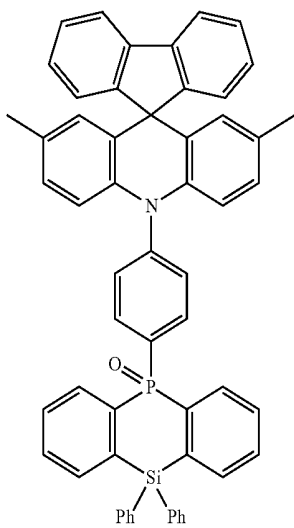
13



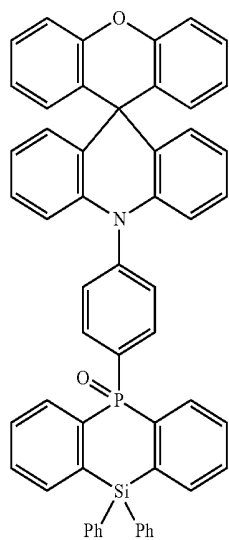
16



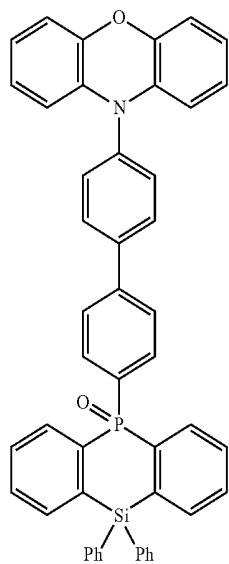
-continued



17

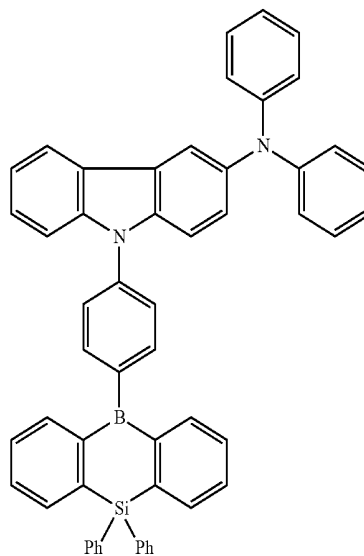


18

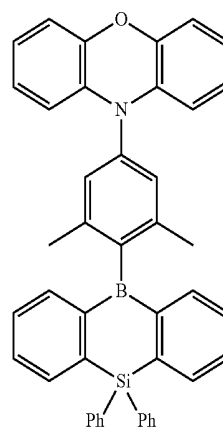


19

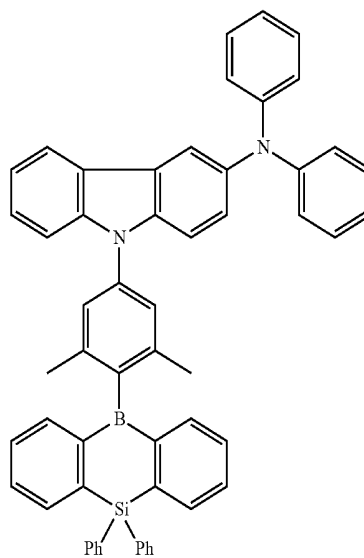
-continued



20

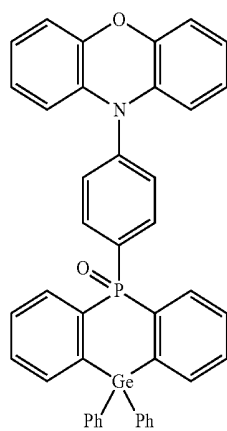


21



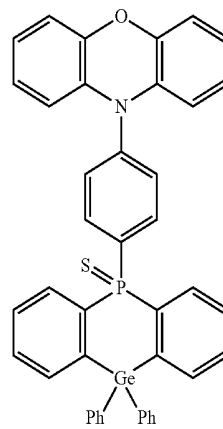
22

-continued



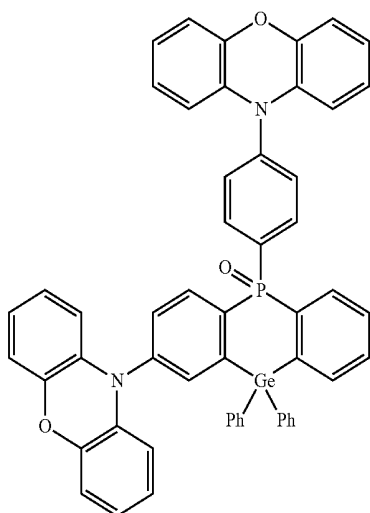
23

-continued

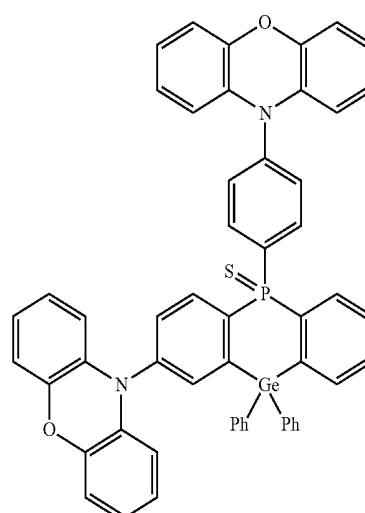


26

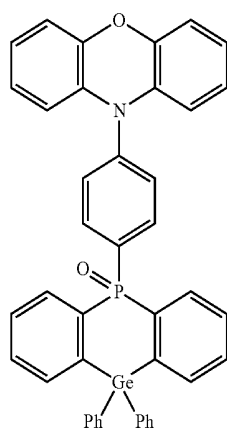
24



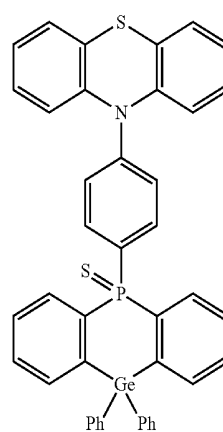
27



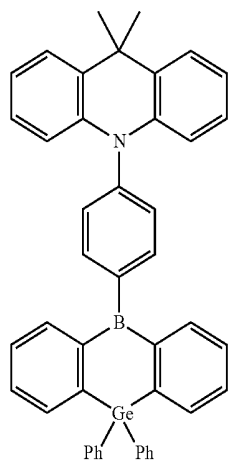
25



28

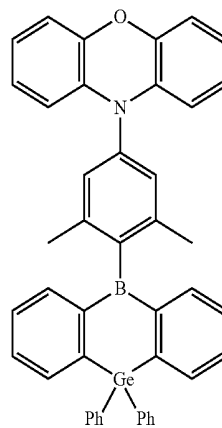


-continued

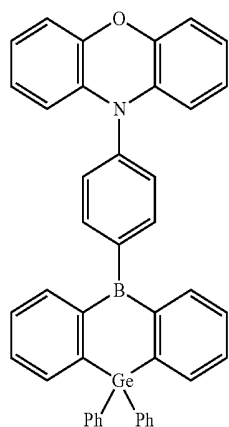


29

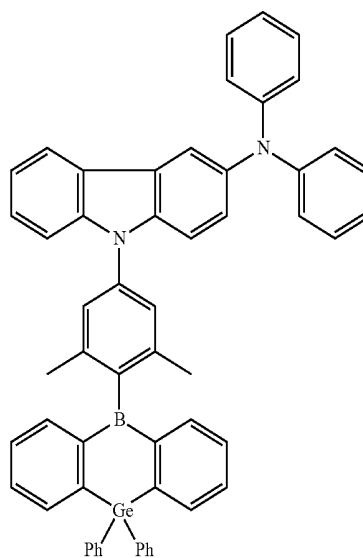
-continued



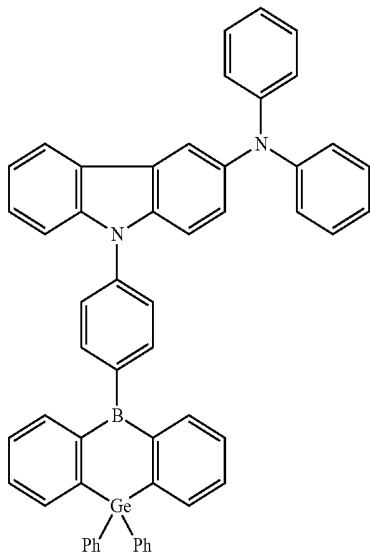
32



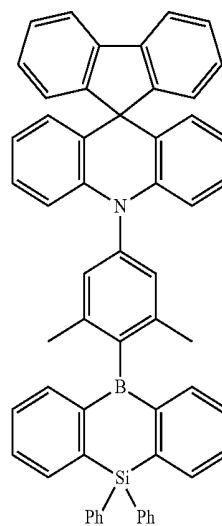
30



33

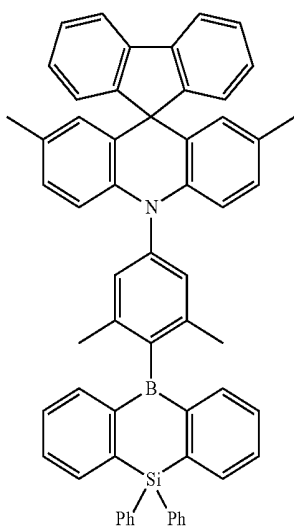


31



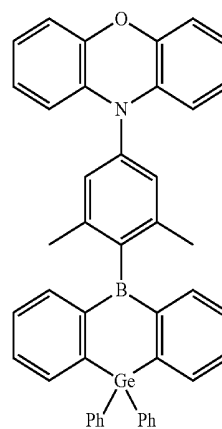
34

-continued



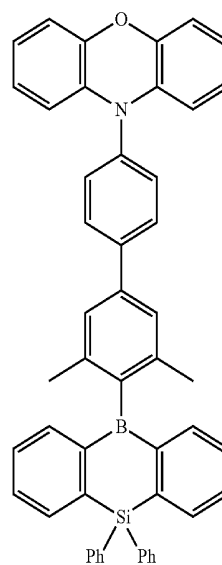
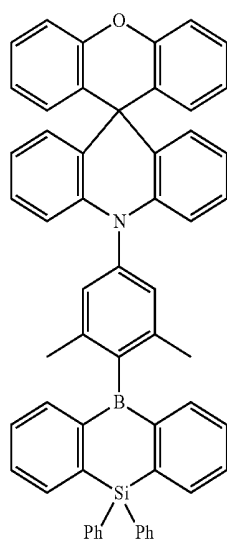
35

-continued



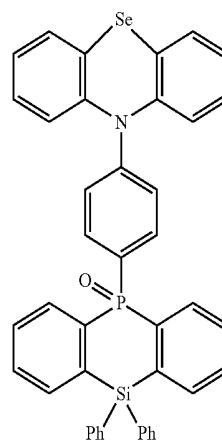
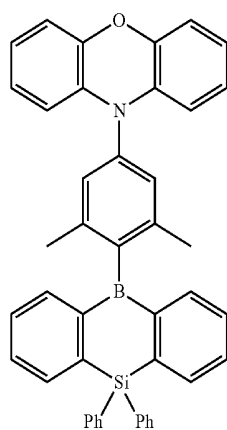
38

36



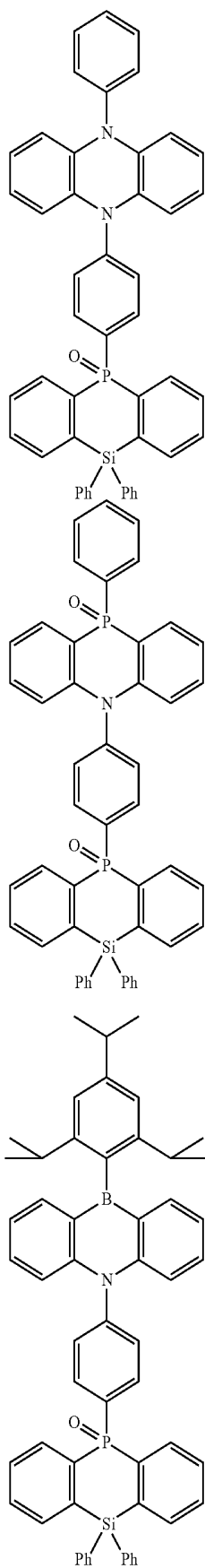
39

37



40

-continued

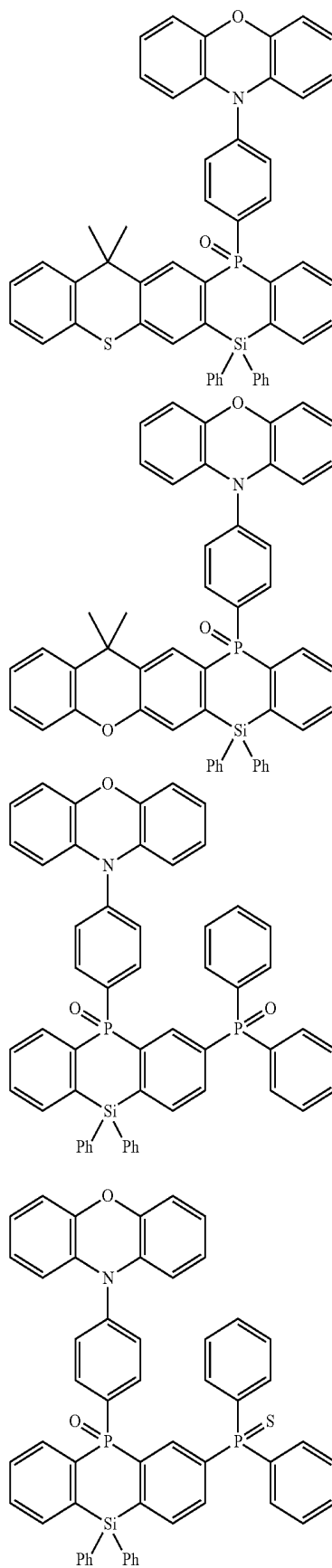


41

42

43

-continued



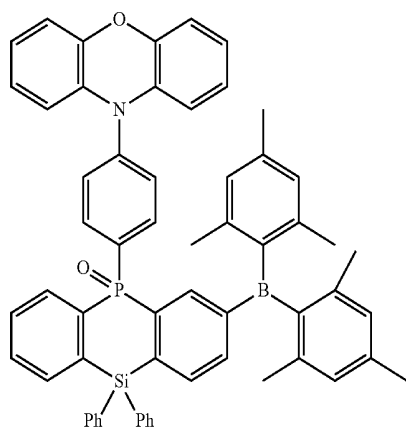
44

45

46

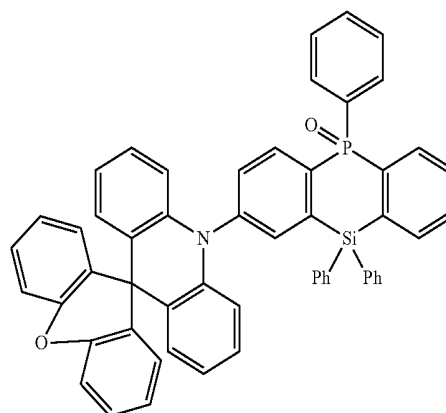
47

-continued



48

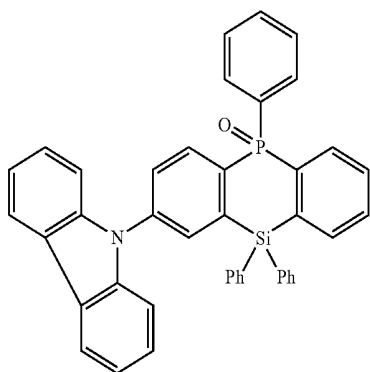
-continued



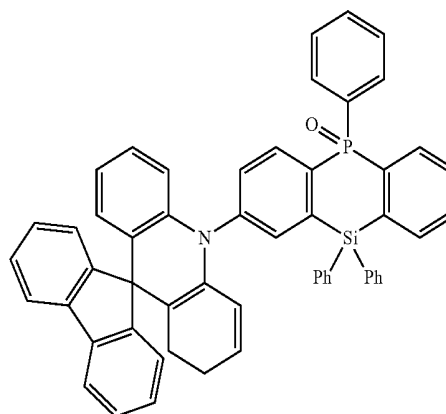
51

[0095] The polycyclic compound represented by Formula 1 or the polycyclic compound represented by Formula 5 may be one selected from the compounds represented in Compound Group 2. However, an embodiment of the inventive concept is not limited thereto.

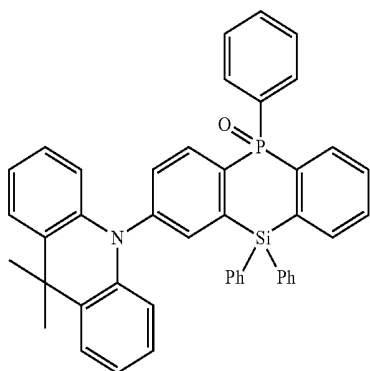
[Compound Group 2]



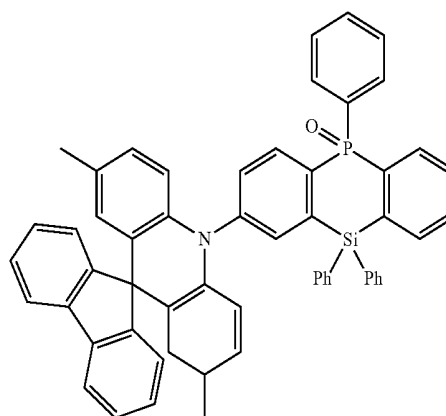
49



53

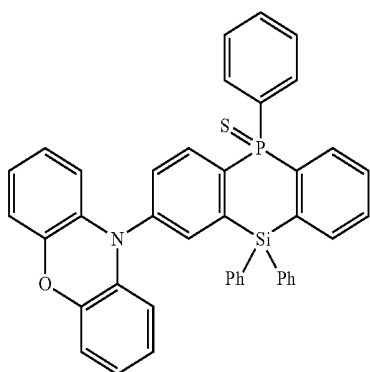


50



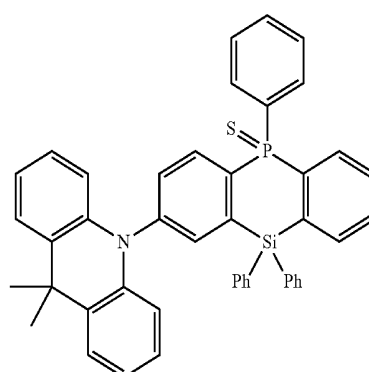
54

-continued



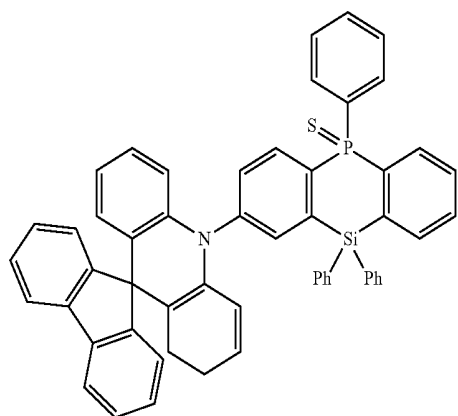
55

-continued

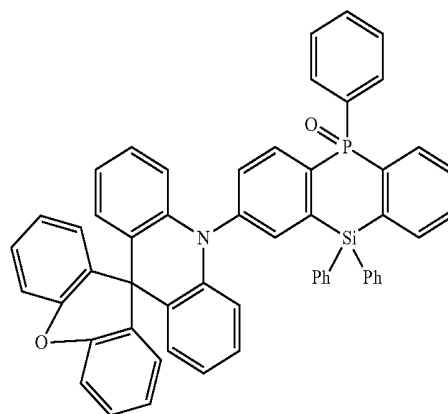


59

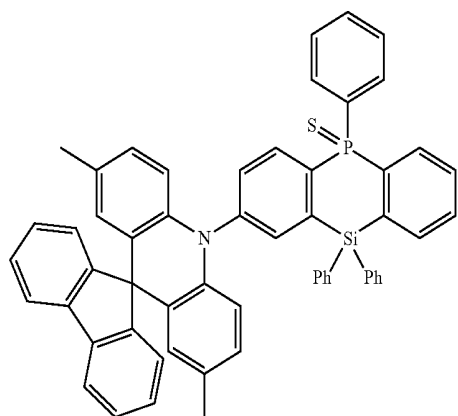
56



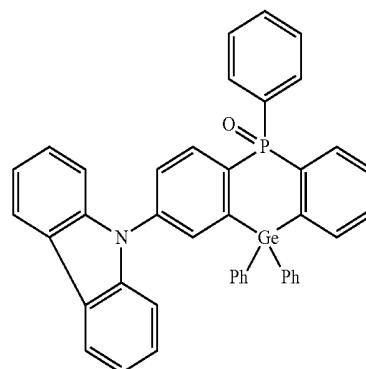
57



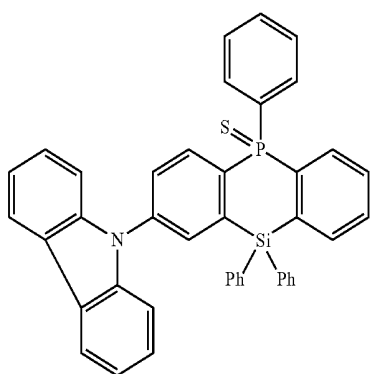
60



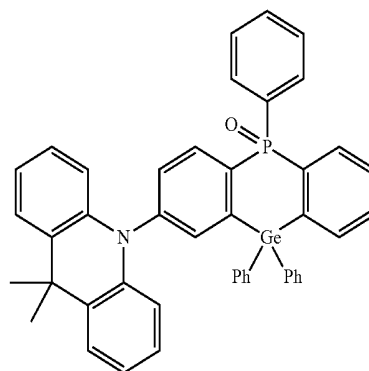
58



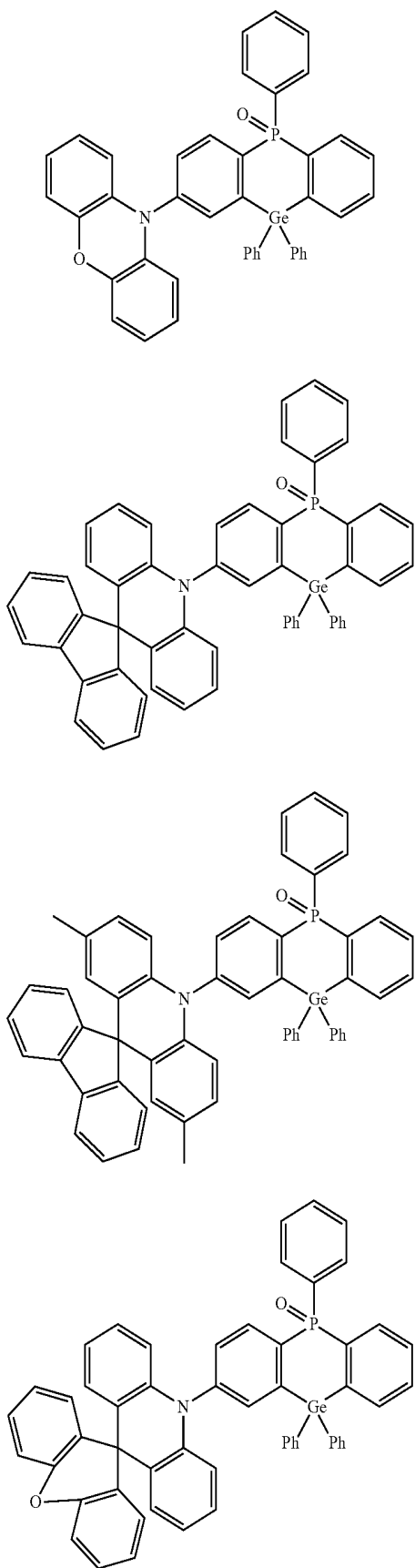
61



62



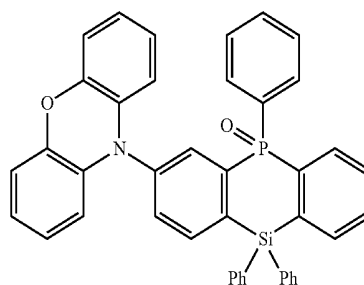
-continued



-continued

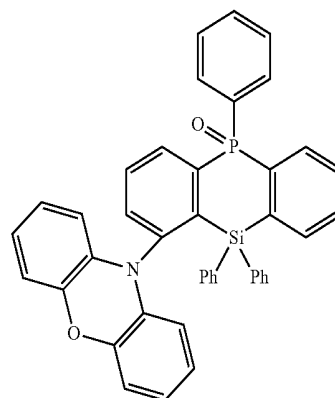
63

67



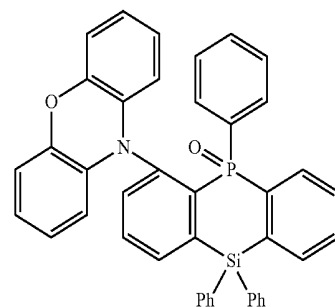
68

64



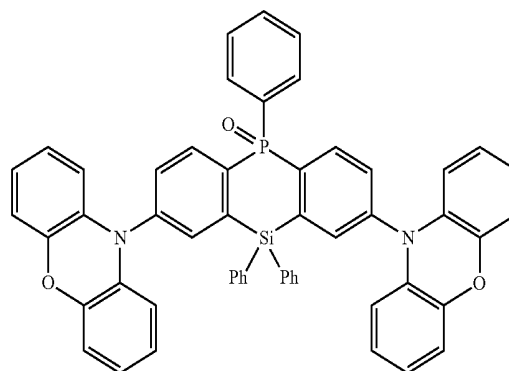
65

69

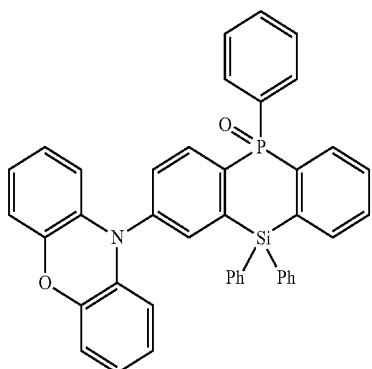


66

70

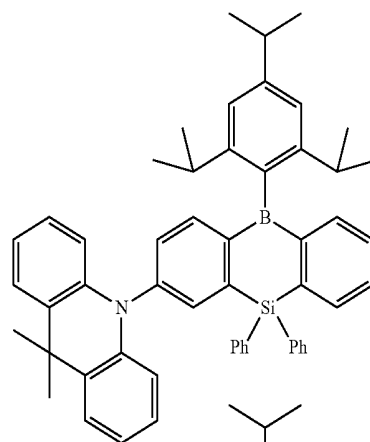


-continued



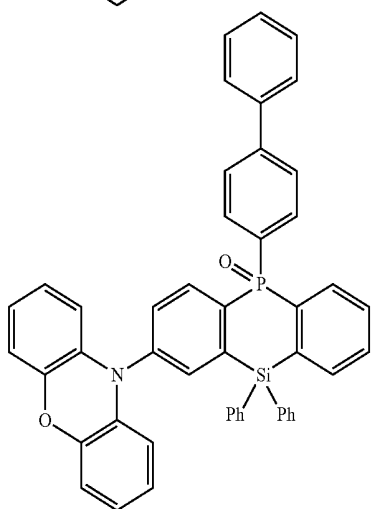
71

-continued

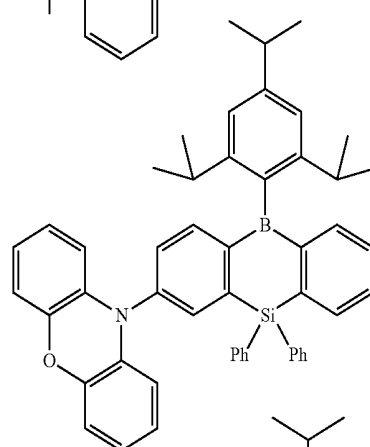


72

75

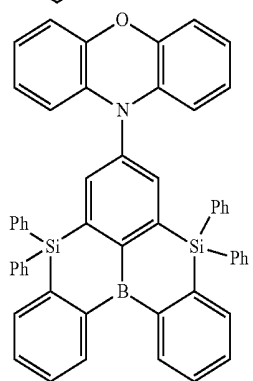


73

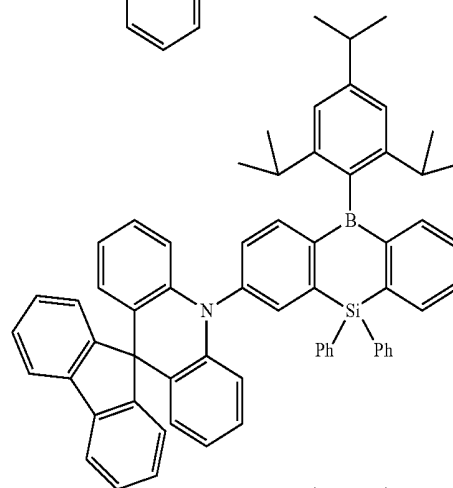


74

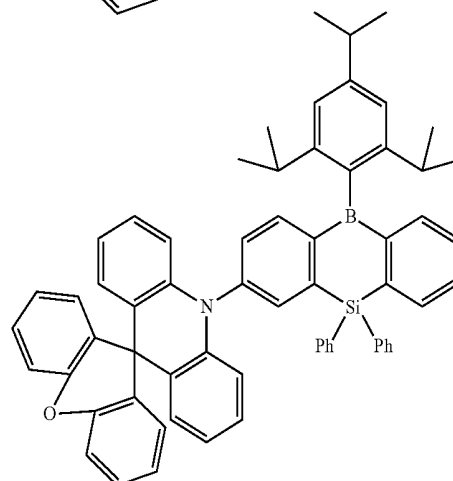
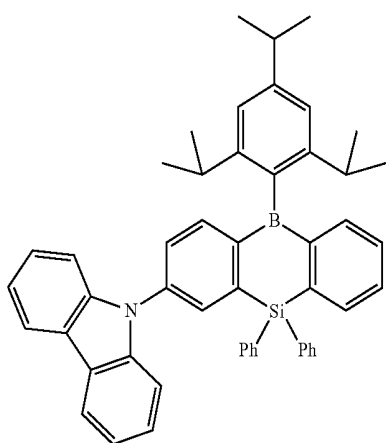
76



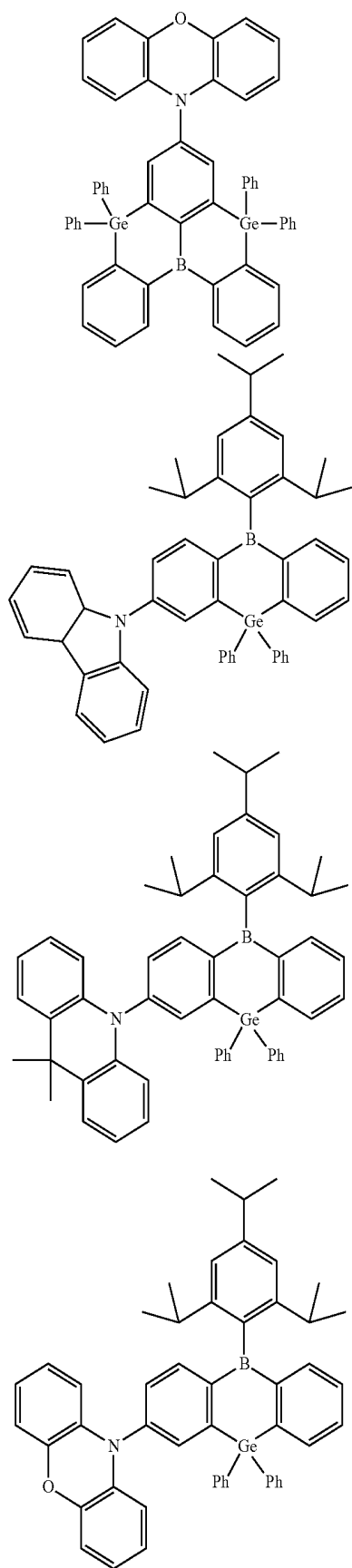
77



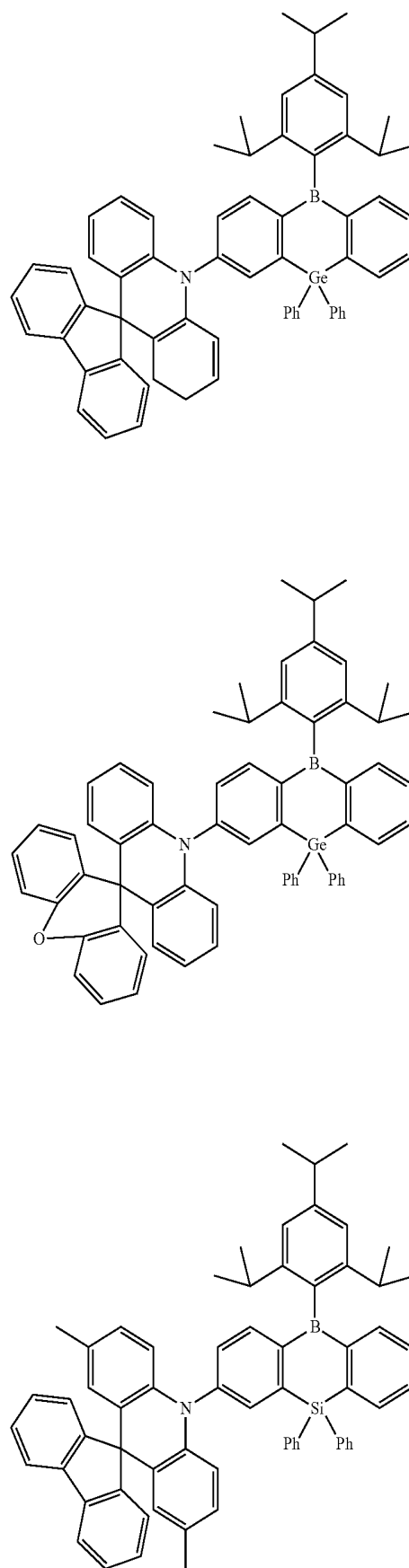
78



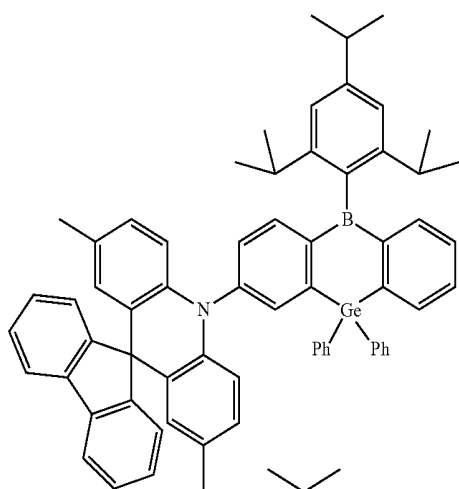
-continued



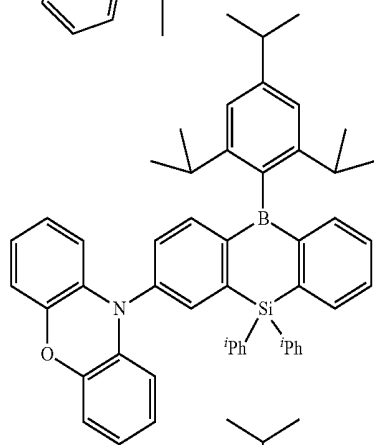
-continued



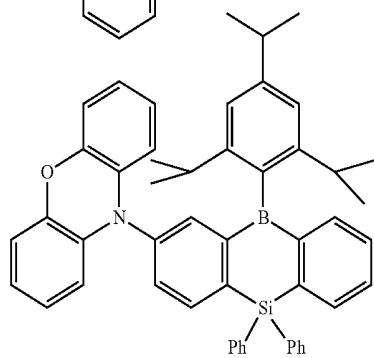
-continued



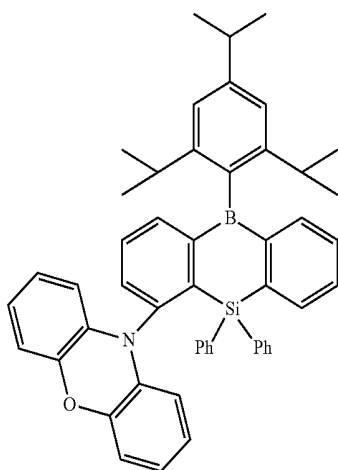
86



87

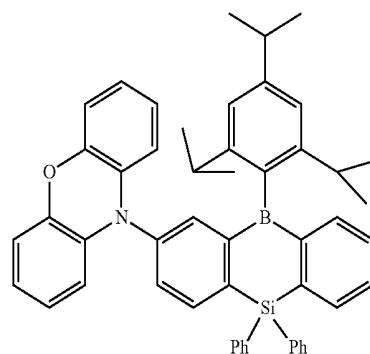


88

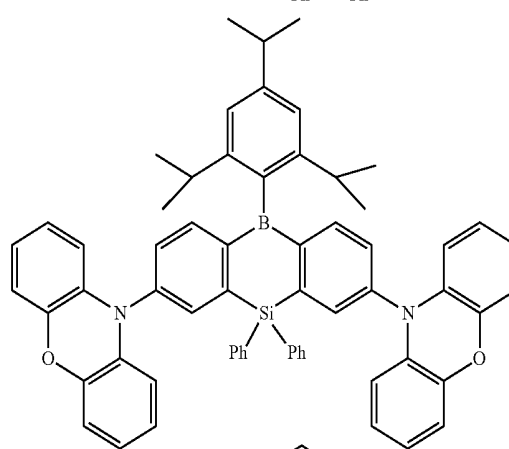


89

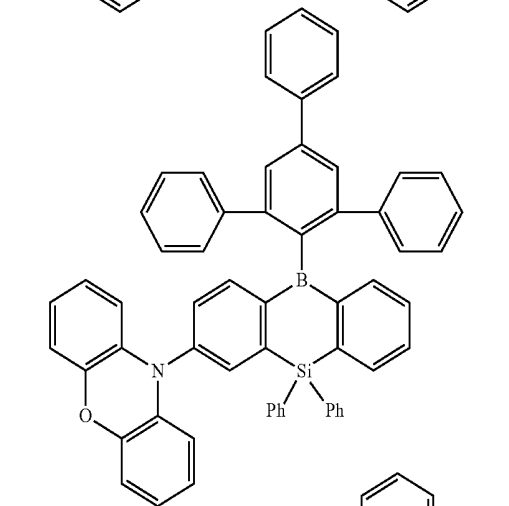
-continued



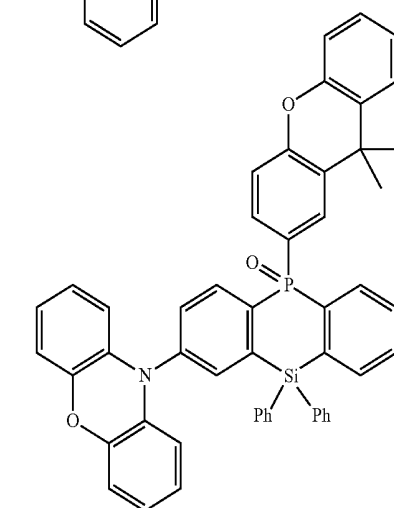
90



91

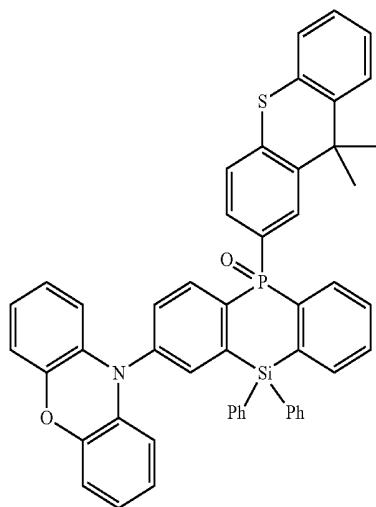


92



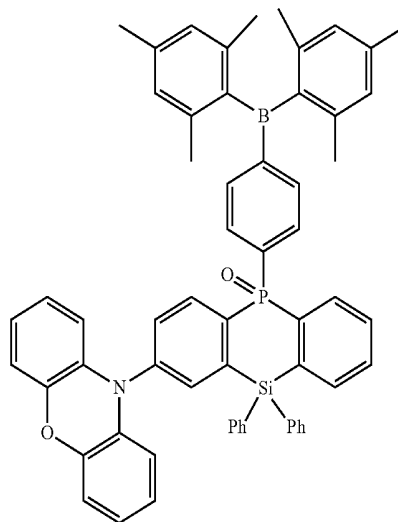
93

-continued



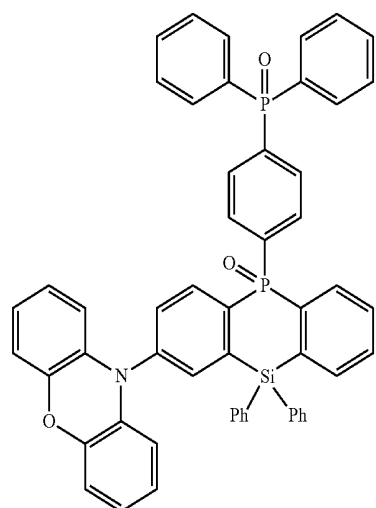
94

-continued

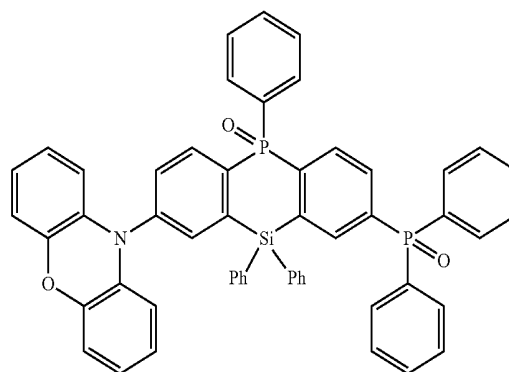


95

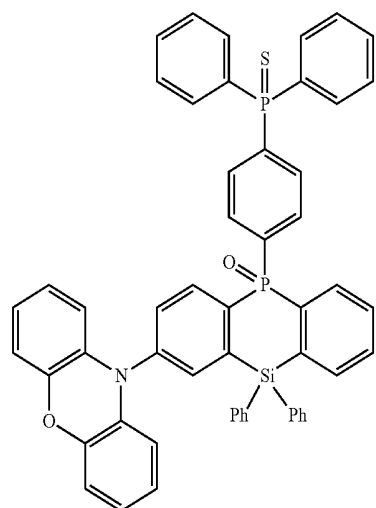
97



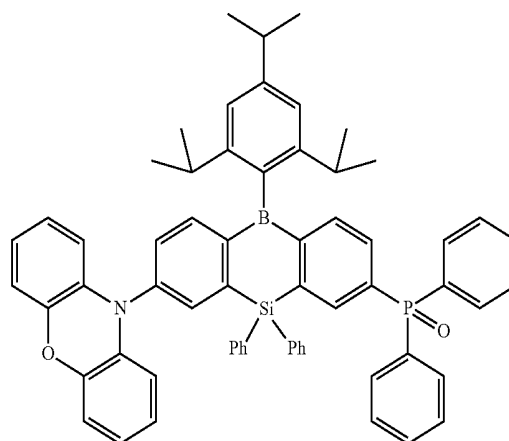
96



98

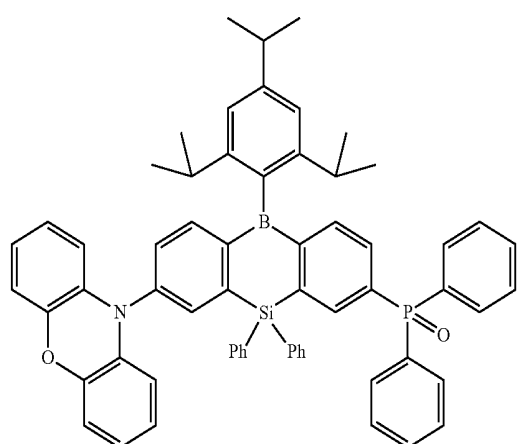


96

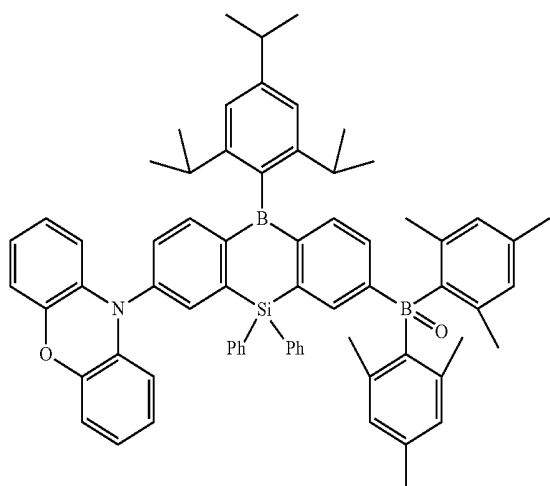


99

-continued



100



101

[0096] Referring to Formula 1, the polycyclic compound according to an embodiment of the inventive concept includes an electron acceptor and an electron donor. The polycyclic compound according to an embodiment of the inventive concept may include an electron acceptor which is a polycycle containing Si or Ge and an electron donor which is a polycycle containing nitrogen (or an aryl amine group). That is, the core structure of Formula 1 may be an electron acceptor, and a substituent structure represented by Formula 2 may be an electron donor.

[0097] The polycyclic compound represented by Formula 1 has a condensed structure obtained by crosslinking a polycycle which is an electron acceptor via Si or Ge. Due to such a structure, the difference of the lowest triplet energy level value and the lowest singlet energy level value of the polycyclic compound represented by Formula 1 decreases, and intersystem crossing of singlet-triplet may be promoted. Accordingly, the polycyclic compound according to an embodiment of the inventive concept may be used as the dopant material of an emission layer of an organic electroluminescence device and may efficiently emit thermally activated delayed fluorescence (TADF) without loss of the energy of triplet excitons. Accordingly, when the polycyclic compound represented by Formula 1 is applied to an organic electroluminescence device, high emission efficiency and long life may be secured.

[0098] Referring to FIG. 1 to FIG. 3 again, an organic electroluminescence device according to an embodiment of the inventive concept will be explained. An emission layer EML includes the polycyclic compound according to an embodiment of the inventive concept. For example, the emission layer EML includes a polycyclic compound represented by Formula 1. In another embodiment, the emission layer EML includes the polycyclic compound represented by Formula 5.

[0099] Hereinafter, different features from the above-described polycyclic compound according to an embodiment of the inventive concept will be explained. In particular, explanation of new parts will follow the above explanation on the polycyclic compound according to an embodiment of the inventive concept.

[0100] A first electrode EL1 has conductivity. The first electrode EL1 may be a pixel electrode or an anode. The first electrode EL1 may be a transmissive electrode, a transfective electrode, or a reflective electrode. If the first electrode EL1 is the transmissive electrode, the first electrode EL1 may be formed using a transparent metal oxide such as indium tin oxide (ITO), indium zinc oxide (IZO), zinc oxide (ZnO), and indium tin zinc oxide (ITZO). If the first electrode EL1 is the transfective electrode or the reflective electrode, the first electrode EL1 may include Ag, Mg, Cu, Al, Pt, Pd, Au, Ni, Nd, Ir, Cr, Li, Ca, LiF/Ca, LiF/Al, Mo, Ti, a compound thereof, or a mixture thereof (for example, a mixture of Ag and Mg). Also, the first electrode EL1 may include a plurality of layers including the reflective layer or transfective layer formed using the above materials, or a transparent layer formed using ITO, IZO, ZnO, or ITZO.

[0101] A hole transport region HTR is provided on the first electrode EL1. The hole transport region HTR may include at least one of a hole injection layer HIL, a hole transport layer HTL, a hole buffer layer, or an electron blocking layer.

[0102] The hole transport region HTR may have a single layer formed using a single material, a single layer formed using a plurality of different materials, or a multilayer structure including a plurality of layers formed using a plurality of different materials.

[0103] For example, as shown in FIG. 2, the hole transport region HTR may have a laminated structure of a hole injection layer HIL and a hole transport layer HTL, and may have a single layer structure formed using a hole injection material and a hole transport material. Alternatively, the hole transport region HTR may have a single layer structure formed using a plurality of different materials, or a structure laminated from the first electrode EL1 of hole injection layer HIL/hole transport layer HTL, hole injection layer HIL/hole transport layer HTL/hole buffer layer, hole injection layer HIL/hole buffer layer, hole transport layer HTL/hole buffer layer, or hole injection layer HIL/hole transport layer HTL/electron blocking layer, without limitation.

[0104] As shown in FIG. 3, the hole transport region HTR may have a plurality of hole transport layers. The hole transport region HTR may include a first hole injection layer HTL1 and a second hole transport layer HTL2 disposed on the first hole transport layer HTL1. The second hole transport layer HTL2 may be a hole transport layer which is adjacent to the emission layer EML among the plurality of the hole transport layers.

[0105] The hole transport region HTR may be formed using one or more of various methods such as vacuum deposition method, spin coating method, cast method, Lang-

muir-Blodgett (LB) method, inkjet printing method, laser printing method, and laser induced thermal imaging (LITI) method.

[0106] The hole injection layer HIL may include, for example, a phthalocyanine compound such as copper phthalocyanine; N,N'-diphenyl-N,N'-bis-[4-(phenyl-m-tolyl-amino)-phenyl]-biphenyl-4,4'-diamine (DNTPD), 4,4',4''-tris(3-methylphenylphenylamino)triphenylamine (m-MTDATA), 4,4',4''-tris(N,N-diphenylamino)triphenylamine (TDATA), 4,4',4''-tris {N-(1-naphthyl)-N-phenylamino}-triphenylamine (1-TNATA), poly(3,4-ethylenedioxythiophene)/poly(4-styrenesulfonate) (PEDOT/PSS), polyaniline/dodecylbenzenesulfonic acid (PANI/DBSA), polyaniline/camphor sulfonic acid (PANI/CSA), polyaniline/poly(4-styrenesulfonate) (PANI/PSS), N,N'-di(naphthyl)-N,N'-diphenyl-(1,1'-biphenyl)-4,4'-diamine (NPD), triphenylamine-containing polyetherketone (TPAPEK), 4-isopropyl-4'-methylidiphenyliodonium tetrakis(pentafluorophenyl)borate, 1,4,5,8,9,11-hexaazatriphenylenehexacarbonitrile (HAT-CN), etc.

[0107] The hole transport layer HTL may include, for example, carbazole derivatives such as N-phenylcarbazole, polyvinylcarbazole, and 1,3-bis(N-carbazolyl)benzene (mCP), fluorene-based derivatives, N,N'-bis(3-methylphenyl)-N,N'-diphenyl-[1,1'-biphenyl]-4,4'-diamine (TPD), triphenylamine-based derivatives such as 4,4',4''-tris(N-carbazolyl)triphenylamine (TCTA), N,N'-di(1-naphthyl)-N,N'-diphenyl-(1,1'-biphenyl)-4,4'-diamine (NPD), 4,4'-cyclohexylidenebis[N,N-bis(4-methylphenyl)benzenamine] (TAPC), 4,4'-bis[N,N'-(3-tolyl)amino]-3,3'-dimethylbiphenyl (HMTDP), etc.

[0108] The thickness of the hole transport region HTR may be from about 150 Å to about 12,000 Å, for example, from about 150 Å to about 1,500 Å. If the hole transport region HTR includes both hole injection layer HIL and hole transport layer HTL, the thickness of the hole injection layer HIL may be from about 100 Å to about 10,000 Å, for example, from about 100 Å to about 1,000 Å, and the thickness of the hole transport layer HTL may be from about 50 Å to about 1,000 Å. If the thicknesses of the hole transport region HTR, the hole injection layer HIL, and the hole transport layer HTL satisfy the above-described ranges, satisfactory hole transport properties may be obtained without substantial increase of a driving voltage.

[0109] The hole transport region HTR may further include a charge generating material in addition to the above-described materials to increase conductivity. The charge generating material may be dispersed uniformly or non-uniformly in the hole transport region HTR. The charge generating material may be, for example, a p-dopant. The p-dopant may be one of quinone derivatives, metal oxides, or cyano group-containing compounds, without limitation. For example, non-limiting examples of the p-dopant may include quinone derivatives such as tetracyanoquinodimethane (TCNQ) and 2,3,5,6-tetrafluoro-tetracyanoquinodimethane (F4-TCNQ), metal oxides such as tungsten oxide, and molybdenum oxide, without limitation.

[0110] As described above, the hole transport region HTR may further include at least one of a hole buffer layer or an electron blocking layer EBL in addition to the hole injection layer HIL and the hole transport layer HTL. The hole buffer layer may compensate a resonance distance according to the wavelength of light emitted from the emission layer EML and increase light emission efficiency. Materials included in the hole transport region HTR may be used as materials included in the hole buffer layer. The electron blocking layer is a layer preventing electron injection from the electron transport region ETR to the hole transport region HTR.

[0111] An emission layer EML is provided on the hole transport region HTR. The emission layer EML is disposed on the hole transport layer HTL and may make contact with the hole transport layer HTL. The emission layer EML may have a thickness of, for example, from about 100 Å to about 600 Å. The emission layer EML may have a single layer formed using a single material, a single layer formed using a plurality of different materials, or a multilayer structure having a plurality of layers formed using a plurality of different materials.

[0112] The emission layer EML may include one, two or more kinds of the polycyclic compound according to an embodiment of the inventive concept.

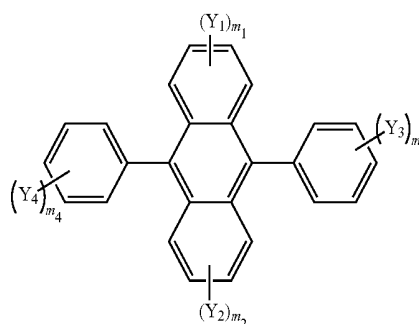
[0113] The emission layer EML may emit one of red light, green light, blue light, white light, yellow light, or cyan light. The emission layer EML may include a fluorescence material or a phosphorescence material. The polycyclic compound according to an embodiment of the inventive concept may be a material emitting blue light. The polycyclic compound according to an embodiment of the inventive concept is a material emitting light of about 510 nm or less, and the maximum light-emitting wavelength of the emission layer EML may be about 510 nm or less. The emission layer EML may be a blue emission layer. The emission layer EML may emit light of which maximum light-emitting wavelength is about 510 nm or less. The emission layer EML may, for example, emit blue light in a wavelength region of about 430 nm to about 480 nm. The emission layer EML may emit deep blue light in a wavelength region of about 430 nm to about 450 nm.

[0114] The emission layer EML may include a thermally activated delayed fluorescence (TADF) material. The polycyclic compound according to an embodiment of the inventive concept may be a material for thermally activated delayed fluorescence (TADF). The polycyclic compound according to an embodiment of the inventive concept may have an energy difference (ΔE_{S_1}) between the lowest singlet energy level (S_1) and the lowest triplet energy level (T_1) of about 0.2 eV or less.

[0115] In addition, the emission layer EML may include a host and a dopant.

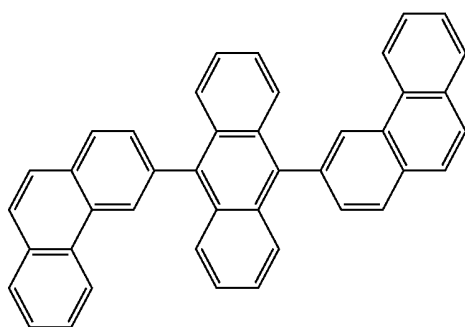
[0116] The host material of the emission layer EML may be selected from anthracene derivatives, fluoranthene derivatives, pyrene derivatives, arylacetylene derivatives, fluorene derivatives, perylene derivatives, chrysene derivatives, phenanthrene derivatives, etc. Preferably, pyrene derivatives, perylene derivatives, chrysene derivatives, phenanthrene derivatives, and anthracene derivatives may be used. For example, as the host material of the emission layer EML, an anthracene derivatives represented by Formula 6 below may be used.

[Formula 6]

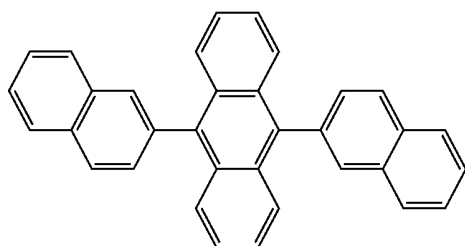


[0117] In Formula 6, each of Y_1 , Y_2 , Y_3 , and Y_4 is independently a hydrogen atom, a deuterium atom, a halogen atom, a substituted or unsubstituted silyl group, a substituted or unsubstituted alkyl group having 1 to 15 carbon atoms, a substituted or unsubstituted aryl group having 6 to 30 carbon atoms for forming a ring, or a substituted or unsubstituted heteroaryl group having 2 to 30 carbon atoms for forming a ring; each of m_1 and m_2 is independently an integer between 0 and 4, inclusive; and each of m_3 and m_4 is independently an integer between 0 and 5, inclusive. In Formula 6, each of Y_3 and Y_4 may be independently combined with an adjacent group to form a ring.

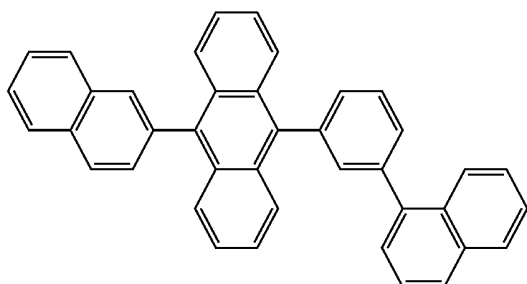
[0118] The compound represented by Formula 6 may include, for example, the compounds represented by the structures below. However, the compounds below are not an exhaustive list of possible compounds represented by Formula 6.



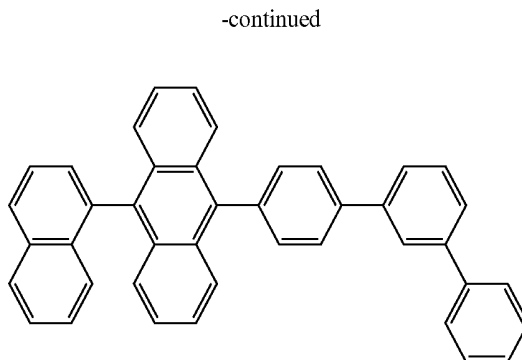
a-1



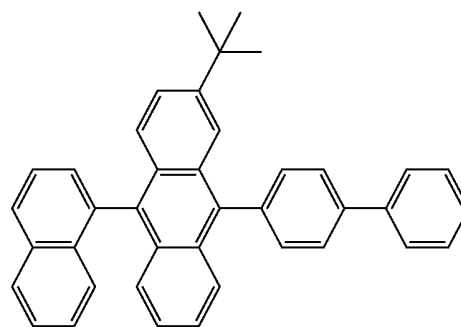
a-2



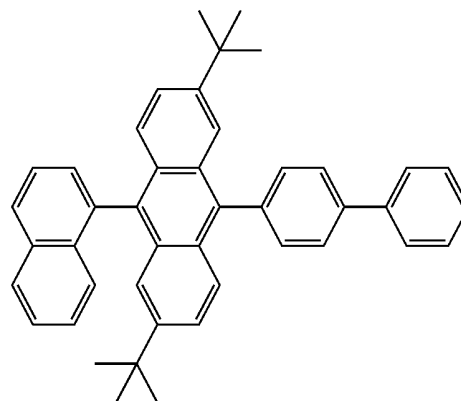
a-3



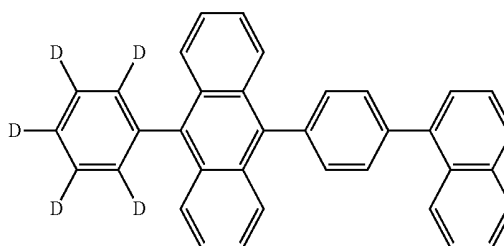
a-4



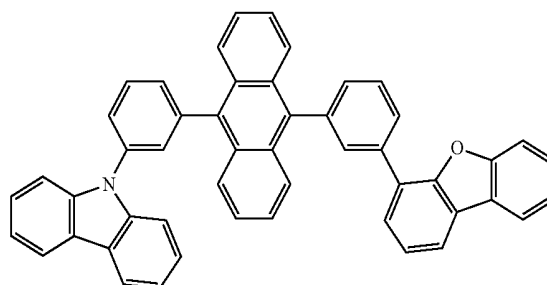
a-5



a-6

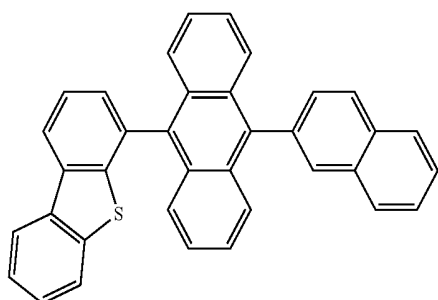


a-7

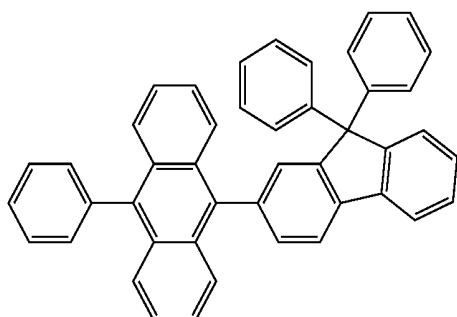


a-8

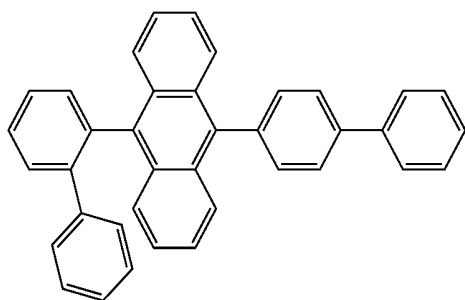
-continued



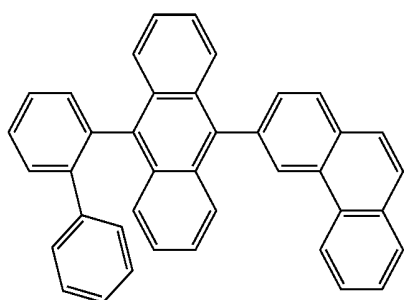
a-9



a-10



a-11



a-12

[0119] The host may be any material commonly used, without specific limitation, and may include, for example, tris(8-hydroxyquinolino)aluminum (Alq_3), 4,4'-bis(N-carbazolyl)-1,1'-biphenyl (CBP), poly(N-vinylcarbazole) (PVK), 9,10-di(naphthalene-2-yl)anthracene (ADN), 4,4',4''-tris(carbazol-9-yl)-triphenylamine (TCTA), 1,3,5-tris(N-phenylbenzimidazole-2-yl)benzene (TPBi), 3-tert-butyl-9,10-di(naphth-2-yl)anthracene (TBADN), distyrylarylene (DSA), 4,4'-bis(9-carbazolyl)-2,2'-dimethyl-biphenyl (CDBP), and 2-methyl-9,10-bis(naphthalen-2-yl)anthracene (MADN).

[0120] The polycyclic compound represented by Formula 1 may be included as a dopant material of an emission layer EML. The polycyclic compound represented by Formula 1

may be used as a dopant material for thermally activated delayed fluorescence (TADF).

[0121] In the organic electroluminescence device according to an embodiment of the inventive concept, the dopant may further include a known material in addition to the polycyclic compound represented by Formula 1. The dopant may include, for example, styryl derivatives (for example, 1,4-bis[2-(3-N-ethylcarbazolyl)vinyl]benzene (BCzVB), 4-(di-p-tolylamino)-4'-[(di-p-tolylamino)styryl]stilbene (DPAVB), and N-(4-(E)-2-(6-(E)-4-(diphenylamino)styryl)naphthalen-2-yl)vinyl)phenyl)-N-phenylbenzenamine (N-BDAVBi)), perylene and the derivatives thereof (for example, 2,5,8,11-tetra-t-butylperylene (TBP)), pyrene and the derivatives thereof (for example, 1,1-dipyrene, 1,4-dipyrenylbenzene, and 1,4-bis(N,N-diphenylamino)pyrene). The dopant may be 10-phenyl-10H, 10'H-spiro[acridine-9,9'-anthracen]-10'-one (ACRSA).

[0122] If the emission layer EML emits red light, the emission layer may further include a fluorescence material including, for example, tris(dibenzoylmethanato)phenanthroline europium ($\text{PBD:Eu}(\text{DBM})_3(\text{Phen})$) or perylene. If the emission layer EML emits red light, the dopant included in the emission layer EML may be selected from a metal complex or an organometallic complex such as bis(1-phenylisoquinoline)acetylacetonate iridium ($\text{PIQIr}(\text{acac})$), bis(1-phenylquinoline)acetylacetonate iridium ($\text{PQIr}(\text{acac})$), tris(1-phenylquinoline)iridium (PQIr), and octaethylporphyrin platinum (PtOEP), rubrene and the derivatives thereof, and 4-dicyanomethylene-2-(p-dimethylaminostyryl)-6-methyl-4H-pyran (DCM) and the derivatives thereof.

[0123] If the emission layer EML emits green color, the emission layer EML may further include a fluorescence material including tris(8-hydroxyquinolino)aluminum (Alq_3). If the emission layer EML emits green light, the dopant included in the emission layer EML may be selected from a metal complex or an organometallic complex such as fac-tris(2-phenylpyridine)iridium ($\text{Ir}(\text{ppy})_3$), and coumarin and the derivatives thereof.

[0124] If the emission layer EML emits blue light, the emission layer EML may further include a fluorescence material including any one selected from the group consisting of spiro-DPVBi, spiro-6P, distyryl-benzene (DSB), distyryl-arylene (DSA), a polyfluorene (PFO)-based polymer, and a poly(p-phenylene vinylene) (PPV)-based polymer. If the emission layer EML emits blue light, the dopant included in the emission layer EML may be selected from a metal complex or an organometallic complex such as (4,6-F2ppy) $_2$ Irpic, and perylene and the derivatives thereof.

[0125] An electron transport region ETR is provided on the emission layer EML. The electron transport region ETR may include at least one of a hole blocking layer, an electron transport layer ETL, or an electron injection layer EIL, without limitation.

[0126] The electron transport region ETR may have a single layer formed using a single material, a single layer formed using a plurality of different materials, or a multi-layer structure having a plurality of layers formed using a plurality of different materials.

[0127] For example, as shown in FIG. 2, the electron transport region ETR may have a laminated structure of an electron injection layer EIL and an electron transport layer ETL, or a single layer structure formed using an electron injection material and an electron transport material. Further, the electron transport region ETR may have a single

layer structure having a plurality of different materials, or a structure laminated from the first electrode EL1 of electron transport layer ETL/electron injection layer EIL, or hole blocking layer/electron transport layer ETL/electron injection layer EIL, without limitation.

[0128] As shown in FIG. 3, the electron transport region ETR may have a plurality of electron transport layers. The electron transport region ETR may include a first electron transport layer ETL1 and a second electron transport layer ETL2 disposed on the first electron transport layer ETL1. The first electron transport layer ETL1 may be a hole transport layer which is adjacent to the emission layer EML among the plurality of electron transport layers.

[0129] The electron transport region ETR may be formed using various methods such as a vacuum deposition method, a spin coating method, a cast method, a Langmuir-Blodgett (LB) method, an inkjet printing method, a laser printing method, and a laser induced thermal imaging (LITI) method.

[0130] The electron transport region ETR may include, for example, tris(8-hydroxyquinolino)aluminum (Alq₃), 1,3,5-tri[(3-pyridyl)-phen-3-yl]benzene, 2,4,6-tris(3'-(pyridin-3-yl)biphenyl-3-yl)-1,3,5-triazine, 2-(4-(N-phenylbenzimidazolyl-1-yl)phenyl)-9,10-dinaphthylanthracene, 1,3,5-tri(1-phenyl-1H-benzo[d]imidazol-2-yl)benzene (TPBi), 2,9-dimethyl-4,7-diphenyl-1,10-phenanthroline (BCP), 4,7-diphenyl-1,10-phenanthroline (Bphen), 3-(4-biphenyl)-4-phenyl-5-tert-butylphenyl-1,2,4-triazole (TAZ), 4-(naphthalen-1-yl)-3,5-diphenyl-4H-1,2,4-triazole (NTAZ), 2-(4-biphenyl)-5-(4-tert-butylphenyl)-1,3,4-oxadiazole (tBu-PBD), bis(2-methyl-8-quinolinolato-N1,O8)-(1,1'-biphenyl-4-olato)aluminum (BAIq), berylliumbis(benzoquinolin-10-olate) (Bebq2), 9,10-di(naphthalene-2-yl)anthracene (ADN), bis[2-(diphenylphosphino)phenyl]ether oxide (DPEPO), and a mixture thereof. However, an embodiment of the inventive concept is not limited thereto. The thickness of the electron transport layers ETL may be from about 100 Å to about 1,000 Å, for example, from about 150 Å to about 500 Å. If the thickness of the electron transport layers ETL satisfies the above-described range, satisfactory electron transport properties may be obtained without substantial increase of a driving voltage.

[0131] If the electron transport region ETR includes an electron injection layer EIL, a metal such as Al, Ag, Li, Mg and Ca, or a mixture thereof may be included. However, an embodiment of the inventive concept is not limited thereto. For example, the electron injection layer EIL may use LiF, lithium quinolate (LiQ), Li₂O, BaO, NaCl, CsF, a metal in lanthanoids such as Yb, or a metal halide such as RbCl, and RbI. However, an embodiment of the inventive concept is not limited thereto. The electron injection layer EIL may also be formed using a mixture material of an electron transport material and an insulating organo metal salt. The organo metal salt may be a material having an energy band gap of about 4 eV or more. Particularly, the organo metal salt may include, for example, metal acetates, metal benzoates, metal acetoacetates, metal acetylacetonates, or metal stearates. The thickness of the electron injection layer EIL may be from about 10 Å to about 100 Å. If the thickness of the electron injection layer EIL satisfies the above-described range, satisfactory electron injection properties may be obtained without substantial increase of a driving voltage.

[0132] The electron transport region ETR may include a hole blocking layer as described above. The hole blocking layer may include, for example, 2,9-dimethyl-4,7-diphenyl-

1,10-phenanthroline (BCP), or 4,7-diphenyl-1,10-phenanthroline (Bphen). However, an embodiment of the inventive concept is not limited thereto.

[0133] A second electrode EL2 is provided on the electron transport region ETR. The second electrode EL2 may be a common electrode or a cathode. The second electrode EL2 may be a transmissive electrode, a transfective electrode or a reflective electrode. If the second electrode EL2 is the transmissive electrode, the second electrode EL2 may include a transparent metal oxide, for example, ITO, IZO, ZnO, ITZO, etc.

[0134] If the second electrode EL2 is a transfective electrode or a reflective electrode, the second electrode EL2 may include Ag, Mg, Cu, Al, Pt, Pd, Au, Ni, Nd, Ir, Cr, Li, Ca, LiF/Ca, LiF/Al, Mo, Ti, a compound including thereof, or a mixture thereof (for example, a mixture of Ag and Mg). The second electrode EL2 may have a multilayered structure including a reflective layer or a transfective layer formed using the above-described materials and a transparent conductive layer formed using ITO, IZO, ZnO, ITZO, etc.

[0135] Although not shown, the second electrode EL2 may be coupled to an auxiliary electrode. If the second electrode EL2 is coupled to the auxiliary electrode, the resistance of the second electrode EL2 may decrease.

[0136] In the organic electroluminescence device 10, according to the application of a voltage to each of the first electrode EL1 and second electrode EL2, holes injected from the first electrode EL1 may move via the hole transport region HTR to the emission layer EML, and electrons injected from the second electrode EL2 may move via the electron transport region ETR to the emission layer EML. The electrons and the holes recombine in the emission layer EML to produce excitons, and the excitons may emit light via transition from an excited state to a ground state.

[0137] If the organic electroluminescence device 10 is a top emission type, the first electrode EL1 may be a reflective electrode and the second electrode EL2 may be a transmissive electrode or a transfective electrode. If the organic electroluminescence device 10 is a bottom emission type, the first electrode EL1 may be a transmissive electrode or a transfective electrode and the second electrode EL2 may be a reflective electrode.

[0138] The organic electroluminescence device according to an embodiment of the inventive concept includes the polycyclic compound represented by Formula 1, and thus, high emission efficiency and long life may be achieved. The organic electroluminescence device according to an embodiment of the inventive concept is used as the dopant material of an emission layer, and the high emission efficiency of an organic electroluminescence device may be achieved. Particularly, since the polycyclic compound represented by Formula 1 has a condensed structure by crosslinking a polycycle which is an electron acceptor via Si or Ge, and the difference between the lowest triplet energy level value and the lowest singlet energy level value may decrease, promoting the intersystem crosslinking of singlet-triplet. Accordingly, an organic electroluminescence device using the polycyclic compound as a dopant material may efficiently achieve thermally activated delayed fluorescence emission (TADF) without loss of the energy of triplet excitons, and may secure high emission efficiency and long life.

[0139] Hereinafter, the inventive concept will be explained in more detail with reference to particular preparation methods, embodiments and comparative embodi-

ments. However, the following embodiments are only illustrations to assist the understanding of the inventive concept, and the scope of the inventive concept is not limited thereto.

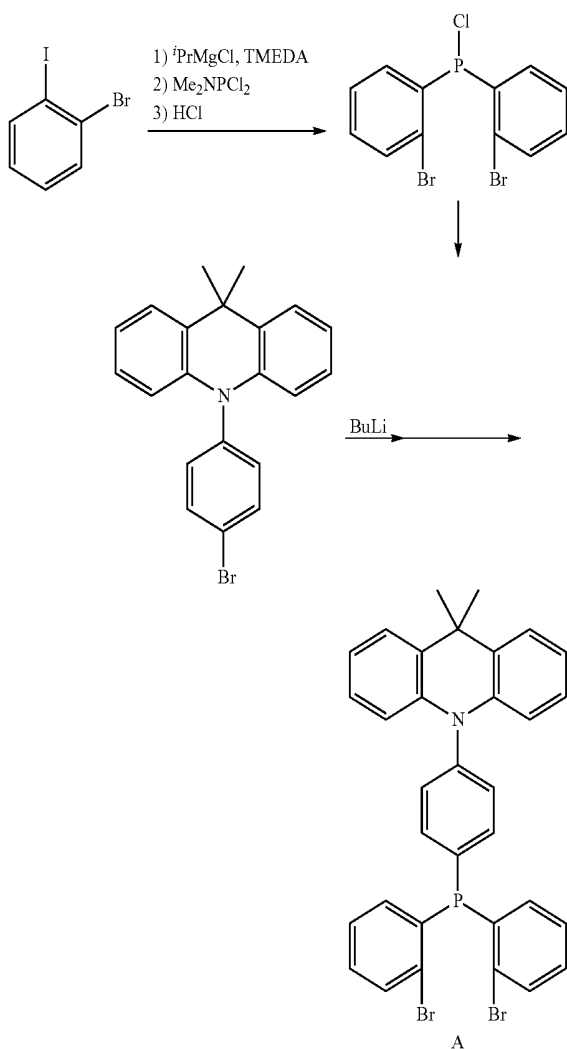
[0140] The polycyclic compound according to an embodiment of the inventive concept may be synthesized, for example, as follows. However, an embodiment of the inventive concept is not limited thereto.

Synthetic Examples

1. Synthesis of Compound 3

(Synthesis of Compound A)

[0141]

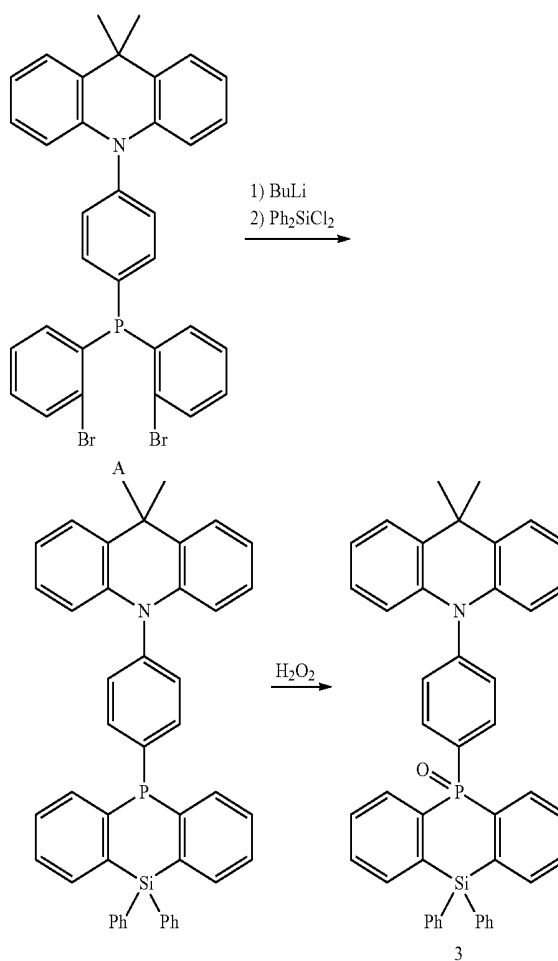


[0142] Under an argon (Ar) atmosphere, to a 500 ml three-neck flask, 15.0 ml (120 mmol) of 1-bromo-2-iodobenzene and 150 ml of an anhydrous THF solution were added and stirred at about -20°C . 120 ml (120 mmol) of a 1.0 M isopropylmagnesium chloride THF solution was added thereto dropwise, followed by stirring for about 1 hour. Then, 7.0 ml (60 mmol) of dichloro(dimethylamino) phosphine was added thereto dropwise, followed by stirring at about -78°C . for about 1 hour, and then, at room temperature for about 3 hours. After finishing the reaction,

120 ml (120 mmol) of a 1.0 M hydrogen chloride diethyl ether solution was added thereto, followed by stirring at room temperature for about 3 hours. The precipitate thus obtained was filtered to obtain an off-white solid compound. The compound was transported to a 500 ml three-neck flask, and the inside of the flask was substituted with an argon atmosphere. 120 ml of an anhydrous THF solution was added thereto and stirred at about -78°C . Under an argon atmosphere, 120 ml of an anhydrous THF solution of 21.9 g (60 mmol) of 10-(4-bromophenyl)-9,9-dimethyl-9,10-dihydroacridine was added to a 300 ml three-neck flask, followed by stirring at about -78°C . 37.5 ml (60 mmol) of a 1.6 M n-butyllithium hexane solution was added thereto, followed by stirring for about 1 hour. The solution thus obtained was added dropwise to a THF solution of the off-white solid compound obtained by the first reaction, followed by stirring at about -78°C . for about 1 hour, and then, at room temperature for about 3 hours. After finishing the reaction, the reaction mixture was washed with water, and the organic phase thus obtained was concentrated to obtain a viscous material. The crude product thus obtained was separated by silica gel column chromatography to obtain 7.15 g (yield 19%) of Compound A as a white solid. The molecular weight of Compound A measured by FAB-MS was 625.

(Synthesis of Compound 3)

[0143]

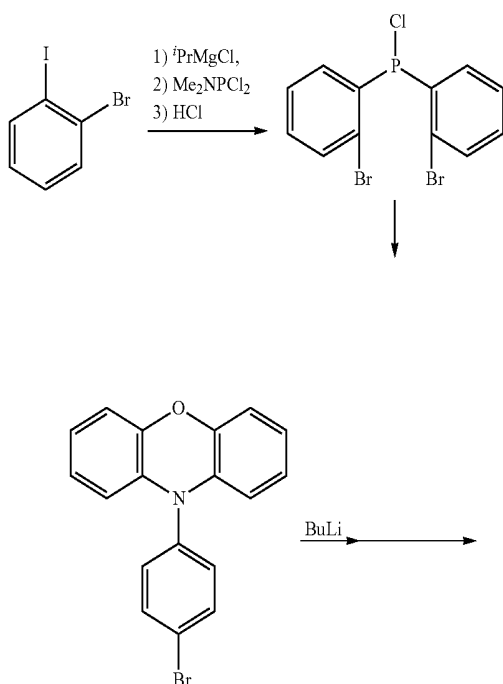


[0144] Under an argon (Ar) atmosphere, to a 200 ml three-neck flask, 7.14 g (11.4 mmol) of the intermediate of Compound A and 45 ml of an anhydrous THF solution were added, followed by stirring at about -78°C . 14.3 ml (22.8 mmol) of a 1.6 M n-BuLi hexane solution was added thereto dropwise, followed by stirring for about 2 hours. 12 ml of an anhydrous THF solution of 2.89 g (11.4 mmol) of diphenyldichlorosilane was added thereto dropwise, followed by stirring at about -78°C . for about 2 hours, and then, at room temperature for about 3 hours. After finishing the reaction, the reaction mixture was washed with water, and the organic phase thus obtained was concentrated to obtain a viscous material. The crude product thus obtained was separated by silica gel column chromatography to obtain a white solid compound. To a 300 ml round-bottom flask, the white solid, 114 ml of dichloromethane, and 3 ml of a 35% hydrogen peroxide solution were added, followed by stirring at room temperature for about 1 hour for performing reaction. After finishing the reaction, water was added, an organic layer was separately taken, and solvents were removed by distillation. The crude product thus obtained was separated by silica gel column chromatography to obtain 3.04 g (yield 40%) of Compound 3 as a yellow solid. The molecular weight of Compound 3 measured by FAB-MS was 665. In addition, the chemical shift values of the compound measured by $^1\text{H-NMR}$ were 7.87 (2H), 7.75-7.59 (8H), 7.48-7.36 (12H), 7.21-7.12 (6H), 6.95 (2H), 1.69 (6H). From the results, the yellow solid compound was identified as Compound 3.

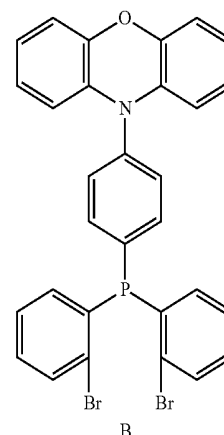
2. Synthesis of Compound 1

(Synthesis of Compound B)

[0145]



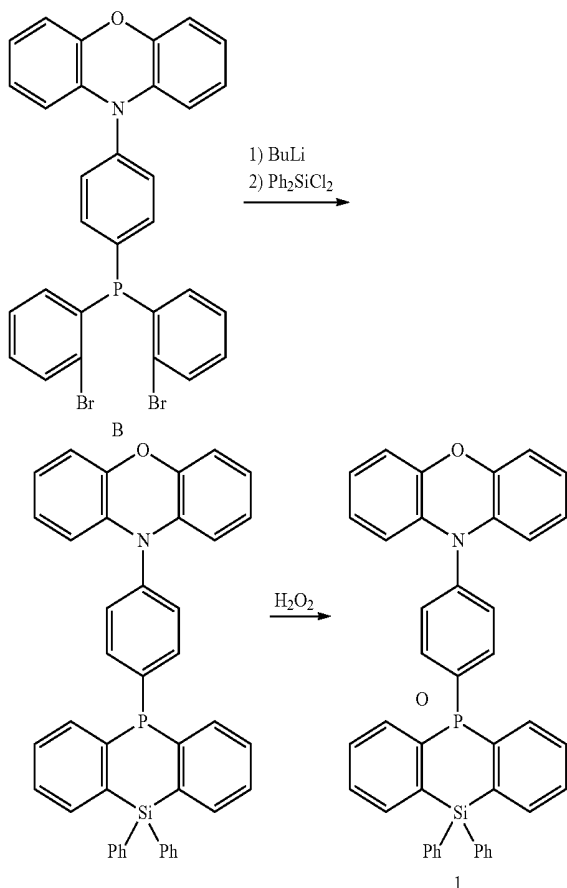
-continued



[0146] Under an argon (Ar) atmosphere, to a 1,000 ml three-neck flask, 30.0 ml (240 mmol) of 1-bromo-2-iodobenzene and 300 ml of an anhydrous THF solution were added and stirred at about -20°C . 240 ml (240 mmol) of a 1.0 M isopropylmagnesium chloride THF solution was added thereto dropwise, followed by stirring for about 1 hour. Then, 13.9 ml (120 mmol) of dichloro(dimethylamino) phosphine was added thereto dropwise, followed by stirring at about -78°C . for about 1 hour, and then, at room temperature for about 3 hours. After finishing the reaction, 240 ml (240 mmol) of a 1.0 M hydrogen chloride diethyl ether solution was added thereto, followed by stirring at room temperature for about 3 hours. The precipitate thus obtained was filtered to obtain an off-white solid compound. The compound was transported to a 1,000 ml three-neck flask, and the inside of the flask was substituted with an argon atmosphere. 240 ml of an anhydrous THF solution was added thereto and stirred at about -78°C . Under an argon atmosphere, 240 ml of an anhydrous THF solution of 40.6 g (120 mmol) of 10-(4-bromophenyl)-10H-phenoxazine was added to a 500 ml three-neck flask, followed by stirring at about -78°C . 75 ml (120 mmol) of a 1.6 M n-butyllithium hexane solution was added thereto, followed by stirring for about 1 hour. The solution thus obtained was added dropwise to a THF solution of the off-white solid compound obtained by the first reaction, followed by stirring at about -78°C . for about 1 hour, and then, at room temperature for about 3 hours. After finishing the reaction, the reaction mixture was washed with water, and the organic phase thus obtained was concentrated to obtain a viscous material. The crude product thus obtained was separated by silica gel column chromatography to obtain 18.76 g (yield 26%) of Compound B as a white solid. The molecular weight of Compound B measured by FAB-MS was 601.

(Synthesis of Compound 1)

[0147]



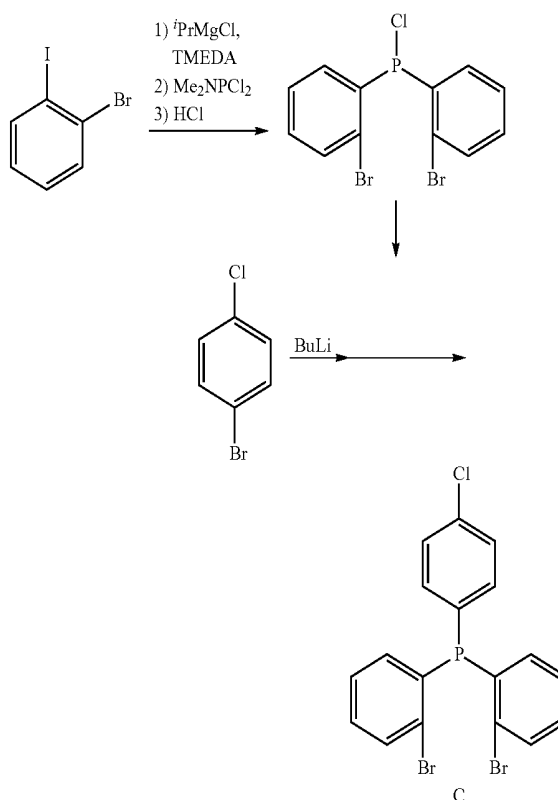
[0148] Under an argon (Ar) atmosphere, to a 200 ml three-neck flask, 6.01 g (10.0 mmol) of the intermediate of Compound B and 40 ml of an anhydrous THF solution were added, followed by stirring at about -78°C . 12.5 ml (20.0 mmol) of a 1.6 M n-BuLi hexane solution was added thereto dropwise, followed by stirring for about 2 hours. 10 ml of an anhydrous THF solution of 2.54 g (10.0 mmol) of diphenyldichlorosilane was added thereto dropwise, followed by stirring at about -78°C . for about 2 hours, and then, at room temperature for about 3 hours. After finishing the reaction, the reaction mixture was washed with water, and the organic phase thus obtained was concentrated to obtain a viscous material. The crude product thus obtained was separated by silica gel column chromatography to obtain a white solid compound. To a 200 ml round-bottom flask, the white solid, 100 ml of dichloromethane, and 3 ml of a 35% hydrogen peroxide solution were added, followed by stirring at room temperature for about 1 hour for performing reaction. After finishing the reaction, water was added, an organic layer was separately taken, and solvents were removed by distillation. The crude product thus obtained was separated by silica gel column chromatography to obtain 3.07 g (yield 48%) of Compound 1 as a yellow solid. The molecular weight of Compound 1 measured by FAB-MS was 639. In addition, the chemical shift values of the compound measured by $^1\text{H-NMR}$ were 7.87 (2H), 7.74-7.60 (8H), 7.47-7.37 (12H),

7.14 (2H), 7.02-6.95 (6H). From the results, the yellow solid compound was identified as Compound 1.

3. Synthesis of Compound 17

(Synthesis of Compound C)

[0149]

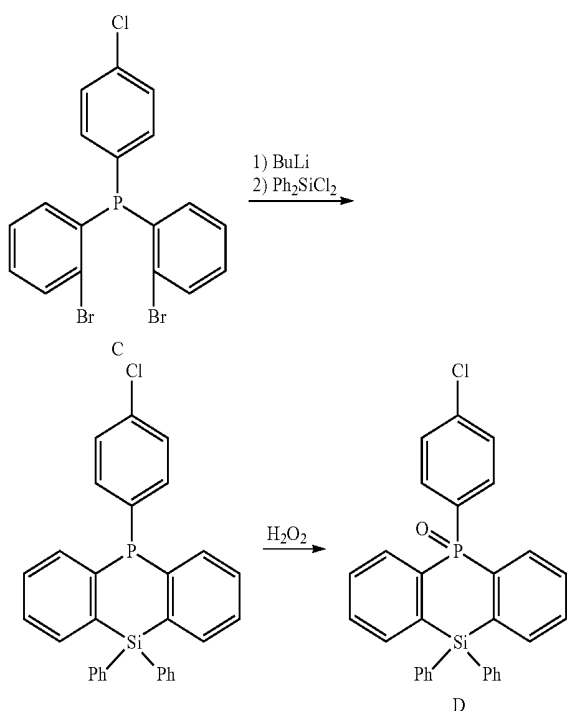


[0150] Under an argon (Ar) atmosphere, to a 1,000 ml three-neck flask, 30.0 ml (240 mmol) of 1-bromo-2-iodobenzene and 300 ml of an anhydrous THF solution were added and stirred at about -20°C . 240 ml (240 mmol) of a 1.0 M isopropylmagnesium chloride THF solution was added thereto dropwise, followed by stirring for about 1 hour. Then, 13.9 ml (120 mmol) of dichloro(dimethylamino) phosphine was added thereto dropwise, followed by stirring at about -78°C . for about 1 hour, and then, at room temperature for about 3 hours. After finishing the reaction, 240 ml (240 mmol) of a 1.0 M hydrogen chloride diethyl ether solution was added thereto, followed by stirring at room temperature for about 3 hours. The precipitate thus obtained was filtered to obtain an off-white solid compound. The compound was transported to a 1,000 ml three-neck flask, and the inside of the flask was substituted with an argon atmosphere. 240 ml of an anhydrous THF solution was added thereto and stirred at about -78°C . Under an argon atmosphere, 240 ml of an anhydrous THF solution of 23.0 g (120 mmol) of 1-bromo-4-chlorobenzene was added to a 500 ml three-neck flask, followed by stirring at about -78°C . 75 ml (120 mmol) of a 1.6 M n-butyllithium hexane solution was added thereto, followed by stirring for about 1 hour. The solution thus obtained was added dropwise to a THF solution of the off-white solid compound obtained by

the first reaction, followed by stirring at about -78°C . for about 1 hour, and then, at room temperature for about 3 hours. After finishing the reaction, the reaction mixture was washed with water, and the organic phase thus obtained was concentrated to obtain a viscous material. The crude product thus obtained was separated by silica gel column chromatography to obtain 12.00 g (yield 22%) of Compound C as a white solid. The molecular weight of Compound C measured by FAB-MS was 451.

(Synthesis of Compound D)

[0151]

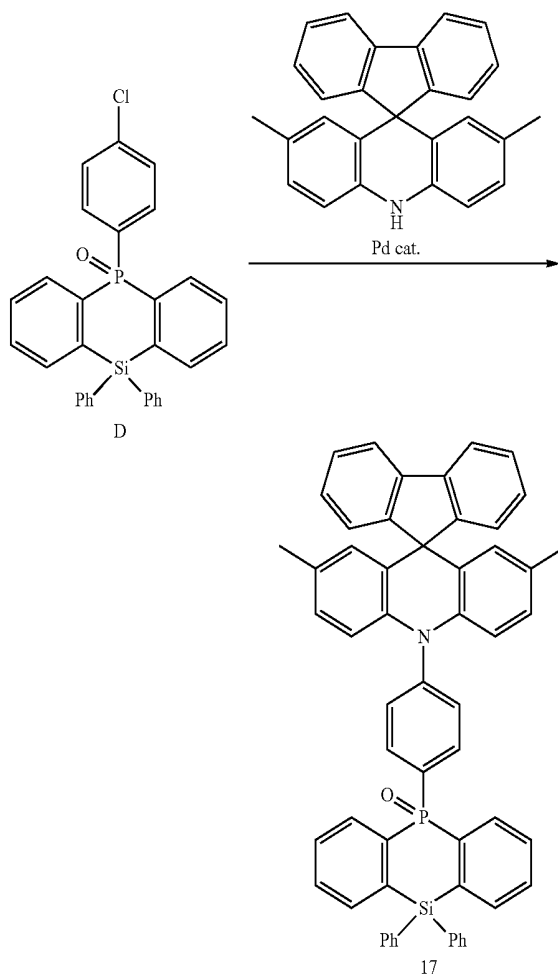


[0152] Under an argon (Ar) atmosphere, to a 500 ml three-neck flask, 12.00 g (26.4 mmol) of the intermediate of Compound C and 105 ml of an anhydrous THF solution were added, followed by stirring at about -78°C . 33.0 ml (52.8 mmol) of a 1.6 M n-BuLi hexane solution was added thereto dropwise, followed by stirring for about 2 hours. 27 ml of an anhydrous THF solution of 6.71 g (26.4 mmol) of diphenyldichlorosilane was added thereto dropwise, followed by stirring at about -78°C . for about 2 hours, and then, at room temperature for about 3 hours. After finishing the reaction, the reaction mixture was washed with water, and the organic phase thus obtained was concentrated to obtain a viscous material. The crude product thus obtained was separated by silica gel column chromatography to obtain a white solid compound. To a 500 ml round-bottom flask, the white solid, 270 ml of dichloromethane, and 5 ml of a 35% hydrogen peroxide solution were added, followed by stirring at room temperature for about 1 hour for performing reaction. After finishing the reaction, water was added, an organic layer was separately taken, and solvents were removed by distillation. The crude product thus obtained was separated by silica gel column chromatogra-

phy to obtain 7.29 g (yield 56%) of Compound D as a yellow solid. The molecular weight of Compound D measured by FAB-MS was 492.

(Synthesis of Compound 17)

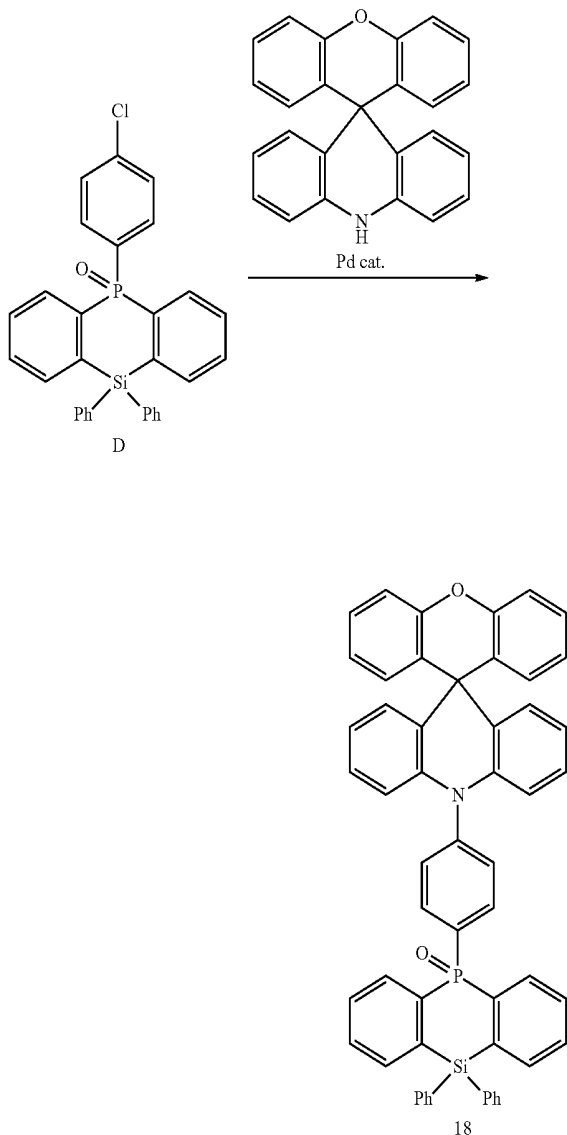
[0153]



[0154] Under an argon atmosphere, to a 100 ml three-neck flask, 3.64 g (7.4 mmol) of the intermediate of Compound D, 2.66 g (7.4 mmol) of 2,7-dimethyl-10H-spiro[acridine-9,9'-fluorene], 0.169 g (0.19 mmol) of $\text{Pd}_2(\text{dba})_3$, 0.150 g (0.74 mmol) of $(t\text{-Bu})_3\text{P}$, and 0.711 g (7.4 mmol) of NaO^tBu were added, followed by stirring in 37 ml of a toluene solvent at about 120°C . for about 12 hours. After cooling in the air, water was added, an organic layer was separately taken, and solvents were evaporated under a reduced pressure. The crude product thus obtained was separated by silica gel column chromatography to obtain 4.34 g (yield 72%) of Compound 17 as a white solid. The molecular weight of Compound 17 measured by FAB-MS was 815. In addition, the chemical shift values of the compound measured by $^1\text{H-NMR}$ were 7.92-7.85 (4H), 7.75-7.53 (10H), 7.48-7.36 (12H), 7.28 (2H), 7.14-7.03 (6H), 2.31 (6H). From the results, the white solid compound was identified as Compound 17.

4. Synthesis of Compound 18

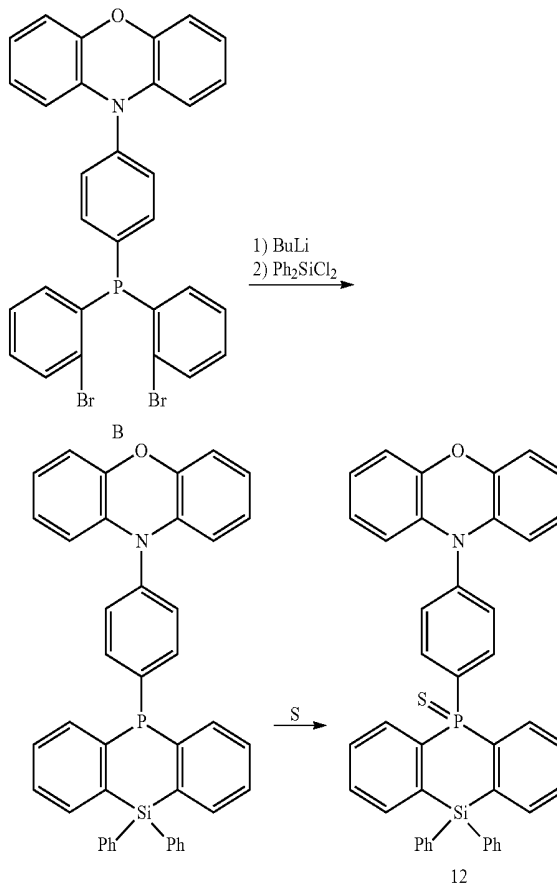
[0155]



[0156] Under an argon atmosphere, to a 100 ml three-neck flask, 3.64 g (7.4 mmol) of the intermediate of Compound D, 2.57 g (7.4 mmol) of spiro[acridine-9(10H),9'-[9H]xanthene], 0.169 g (0.19 mmol) of $\text{Pd}_2(\text{dba})_3$, 0.150 g (0.74 mmol) of $(t\text{-Bu})_3\text{P}$, and 0.711 g (7.4 mmol) of NaO^tBu were added, followed by stirring in 37 ml of a toluene solvent at about 120°C . for about 12 hours. After cooling in the air, water was added, an organic layer was separately taken, and solvents were evaporated under a reduced pressure. The crude product thus obtained was separated by silica gel column chromatography to obtain 4.09 g (yield 69%) of Compound 18 as a white solid. The molecular weight of Compound 18 measured by FAB-MS was 803. In addition, the chemical shift values of the compound measured by $^1\text{H-NMR}$ were 7.87 (2H), 7.75-7.59 (8H), 7.48-7.29 (12H), 7.21-7.12 (10H), 7.03-6.93 (4H). From the results, the white solid compound was identified as Compound 18.

5. Synthesis of Compound 12

[0157]



[0158] Under an argon (Ar) atmosphere, to a 200 ml three-neck flask, 6.01 g (10.0 mmol) of the intermediate of Compound B and 40 ml of an anhydrous THF solution were added, followed by stirring at about -78°C . 12.5 ml (20.0 mmol) of a 1.6 M n-BuLi hexane solution was added thereto dropwise, followed by stirring for about 2 hours. 10 ml of an anhydrous THF solution of 2.54 g (10.0 mmol) of diphenyldichlorosilane was added thereto dropwise, followed by stirring at about -78°C . for about 2 hours, and then, at room temperature for about 3 hours. After finishing the reaction, the reaction mixture was washed with water, and the organic phase thus obtained was concentrated to obtain a viscous material. The crude product thus obtained was separated by silica gel column chromatography to obtain a white solid compound. To a 500 ml round-bottom flask, the white solid, 100 ml of dichloromethane, and 0.385 g (12.0 ml) of a sulfur powder were added, followed by stirring at room temperature for about 2 hours for performing reaction. After finishing the reaction, water was added, an organic layer was separately taken, and solvents were removed by distillation. The crude product thus obtained was separated by silica gel column chromatography to obtain 2.56 g (yield 39%) of Compound 12 as a yellow solid.

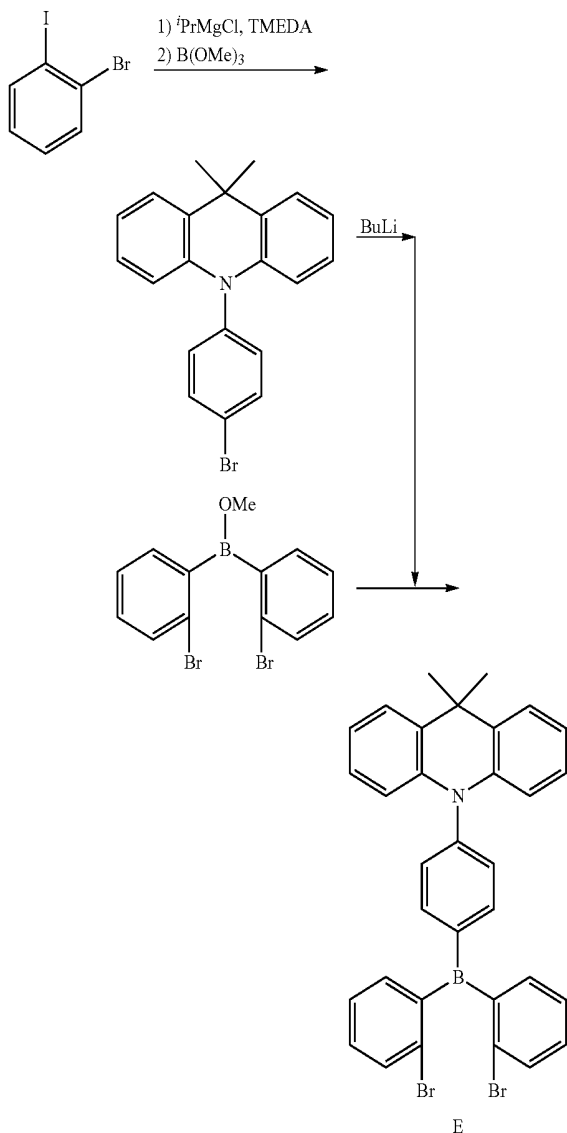
[0159] The molecular weight of Compound 12 measured by FAB-MS was 655. In addition, the chemical shift values of the compound measured by $^1\text{H-NMR}$ were 7.48-7.32

(18H), 7.22-7.12 (6H), 7.03-6.94 (6H). From the results, the yellow solid compound was identified as Compound 12.

6. Synthesis of Compound 14

(Synthesis of Compound E)

[0160]



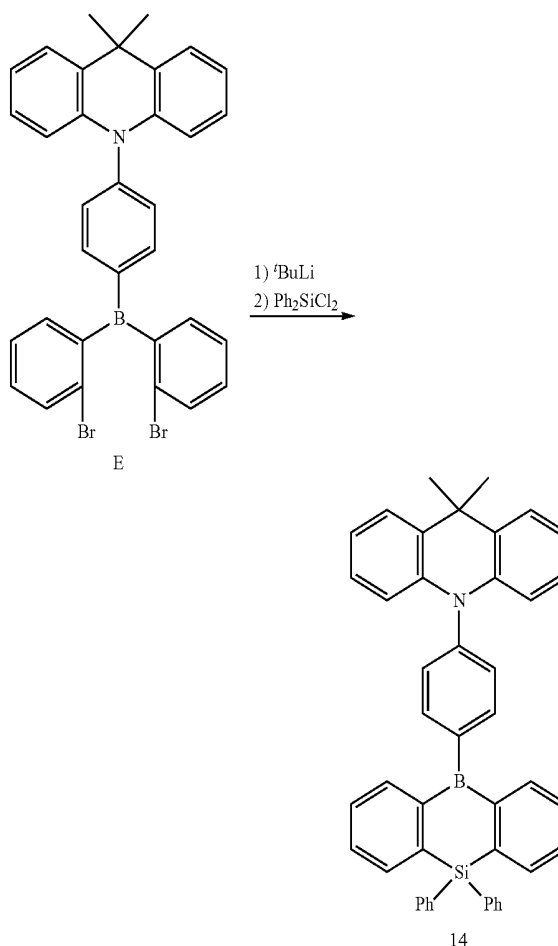
[0161] Under an argon (Ar) atmosphere, to a 500 ml three-neck flask, 6.0 ml (48.0 mmol) of 1-bromo-2-iodobenzene and 96 ml of an anhydrous THF solution were added and stirred at about -20°C . 48.0 ml (48.0 mmol) of a 1.0 M isopropylmagnesium chloride THF solution was added thereto dropwise, followed by stirring for about 1 hour. Then, 2.6 ml (24.0 mmol) of trimethoxyborane was added thereto dropwise, followed by stirring at about -78°C . for about 1 hour, and then, at room temperature for about 3 hours.

[0162] Under an argon atmosphere, 48 ml of an anhydrous THF solution of 8.74 g (24.0 mmol) of 10-(4-bromophenyl)-9,9-dimethyl-9,10-dihydroacridine was added to a 100 ml

three-neck flask, followed by stirring at about -78°C . 15.0 ml (24.0 mmol) of a 1.6 M n-butyllithium hexane solution was added thereto dropwise, followed by stirring for about 1 hour. The solution thus obtained was added to a solution obtained by the first reaction dropwise, followed by stirring at about 80°C . for about 2 hours for performing reaction. After cooling in the air, water was added, an organic layer was separately taken, and solvents were evaporated under a reduced pressure. The crude product thus obtained was separated by silica gel column chromatography to obtain 2.62 g (yield 18%) of Compound E as a white solid. The molecular weight of Compound E measured by FAB-MS was 605.

(Synthesis of Compound 14)

[0163]



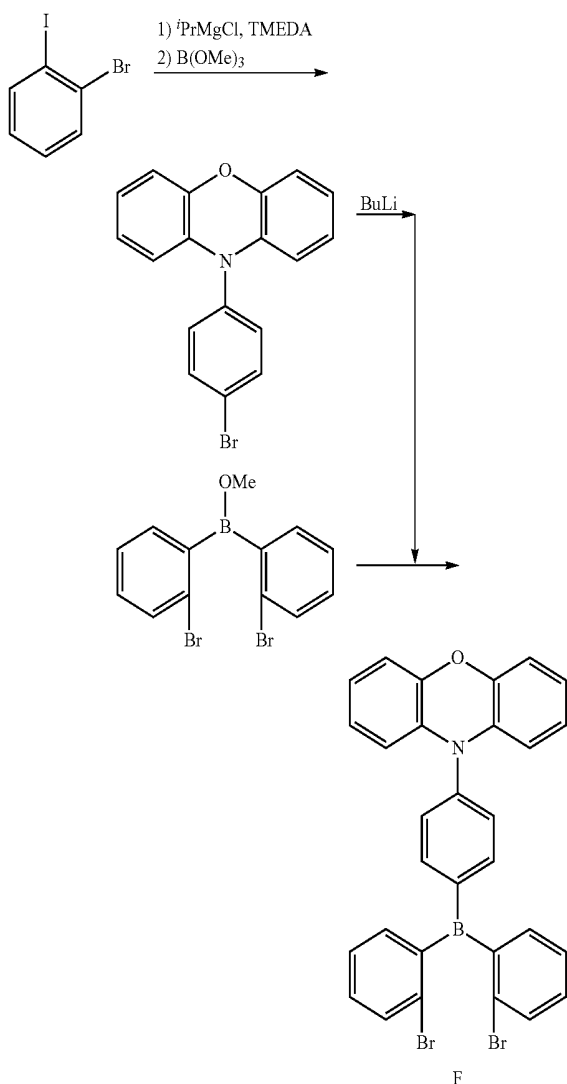
[0164] Under an argon (Ar) atmosphere, to a 300 ml three-neck flask, 2.62 g (4.32 mmol) of the intermediate of Compound E and 35 ml of an anhydrous THF solution were added, followed by stirring at about -78°C . 9.1 ml (17.3 mmol) of a 1.9 M t-BuLi hexane solution was added thereto dropwise, followed by stirring for about 2 hours and then stirring while elevating the temperature to about -10°C . for about 3 hours. After decreasing the temperature to about -78°C . again, 5 ml of an anhydrous THF solution of 1.10 g (4.32 mmol) of diphenyldichlorosilane was added thereto dropwise, followed by stirring at about -78°C . for about 2

hours, and then, at room temperature for about 3 hours. After finishing the reaction, the reaction mixture was washed with water. The organic phase thus obtained was concentrated to obtain a viscous material. The crude product thus obtained was separated by silica gel column chromatography to obtain 1.03 g (yield 38%) of Compound 14 as a yellow solid. The molecular weight of Compound 14 measured by FAB-MS was 629. In addition, the chemical shift values of the compound measured by $^1\text{H-NMR}$ were 7.85 (2H), 7.71 (2H), 7.48-7.35 (16H), 7.21-7.12 (8H), 6.95 (2H), 1.69 (6H). From the results, the yellow solid compound was identified as Compound 14.

7. Synthesis of Compound 15

(Synthesis of Compound F)

[0165]



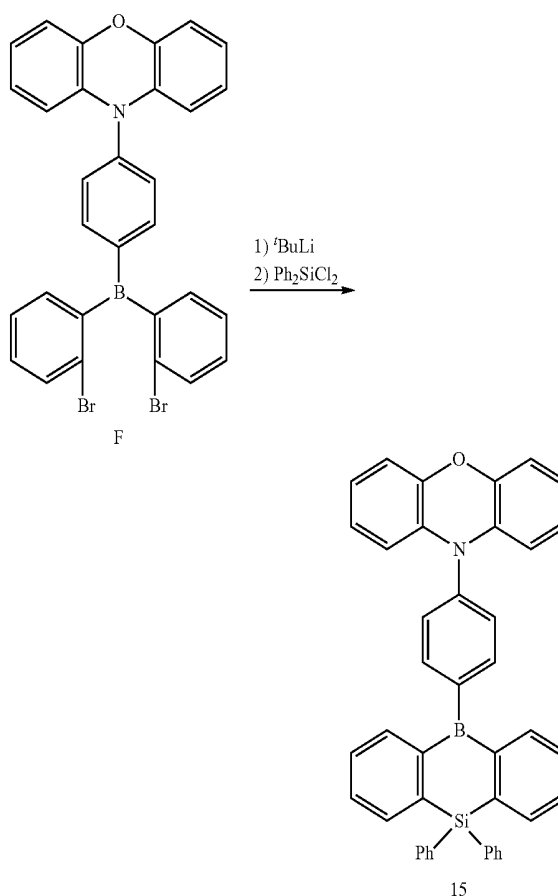
[0166] Under an argon (Ar) atmosphere, to a 500 ml three-neck flask, 6.0 ml (48.0 mmol) of 1-bromo-2-iodobenzene and 96 ml of an anhydrous THF solution were added and stirred at about -20°C . 48.0 ml (48.0 mmol) of a 1.0 M isopropylmagnesium chloride THF solution was

added thereto dropwise, followed by stirring for about 1 hour. Then, 2.6 ml (24.0 mmol) of trimethoxyborane was added thereto dropwise, followed by stirring at about -78°C . for about 1 hour, and then, at room temperature for about 3 hours.

[0167] Under an argon atmosphere, to a 100 ml three-neck flask, 48 ml of an anhydrous THF solution of 8.12 g (24.0 mmol) of 10-(4-bromophenyl)-10H-phenoxazine was added, and then stirred at about -78°C . 15.0 ml (24.0 mmol) of a 1.6 M n-butyllithium hexane solution was added thereto dropwise, followed by stirring for about 1 hour. The solution thus obtained was added dropwise to a solution obtained by the first reaction, followed by stirring at about 80°C . for about 2 hours for performing reaction. After cooling in the air, water was added, an organic layer was separately taken, and solvents were evaporated under a reduced pressure. The crude product thus obtained was separated by silica gel column chromatography to obtain 3.35 g (yield 24%) of Compound F as a white solid. The molecular weight of Compound F measured by FAB-MS was 581.

(Synthesis of Compound 15)

[0168]



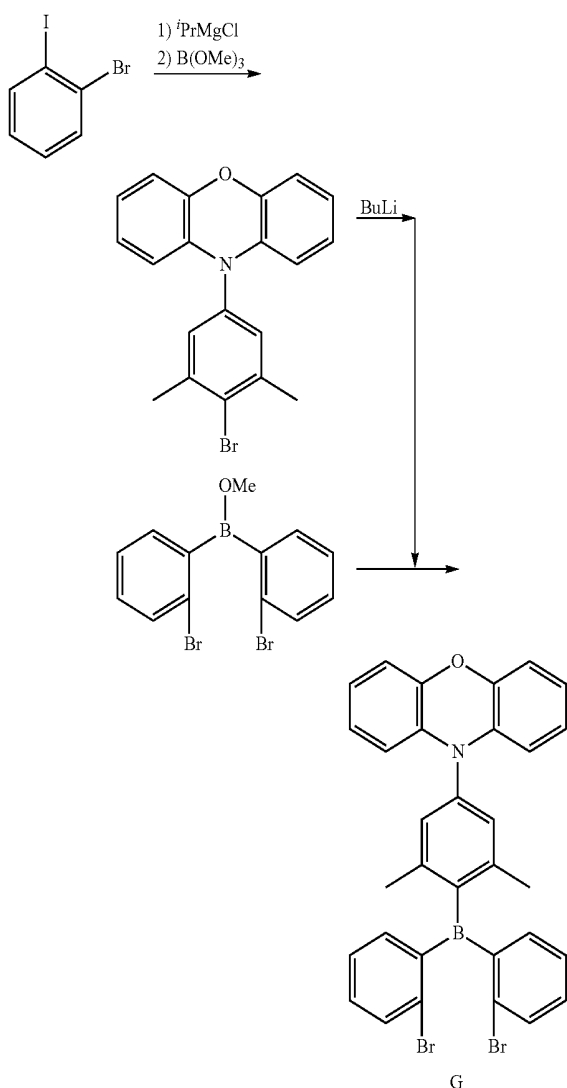
[0169] Under an argon (Ar) atmosphere, to a 300 ml three-neck flask, 3.35 g (5.76 mmol) of the intermediate of Compound E and 50 ml of an anhydrous THF solution were added, followed by stirring at about -78°C . 12.1 ml (23.0 mmol) of a 1.6 M t-BuLi hexane solution was added thereto dropwise, followed by stirring for about 2 hours and stirring

while elevating the temperature to about -10°C . for about 3 hours. The temperature was decreased to about -78°C . again, and 6 ml of an anhydrous THF solution of 1.46 g (5.76 mmol) of diphenyldichlorosilane was added thereto dropwise, followed by stirring at about -78°C . for about 2 hours, and then, at room temperature for about 3 hours. After finishing the reaction, the reaction mixture was washed with water. The organic phase thus obtained was concentrated to obtain a viscous material. The crude product thus obtained was separated by silica gel column chromatography to obtain 1.49 g (yield 43%) of Compound 15 as a yellow solid. The molecular weight of Compound 15 measured by FAB-MS was 603. In addition, the chemical shift values of the compound measured by $^1\text{H-NMR}$ were 7.85 (2H), 7.71 (2H), 7.48-7.35 (16H), 7.20-7.12 (4H), 7.03-6.94 (6H). From the results, the yellow solid compound was identified as Compound 15.

8. Synthesis of Compound 21

(Synthesis of Compound G)

[0170]

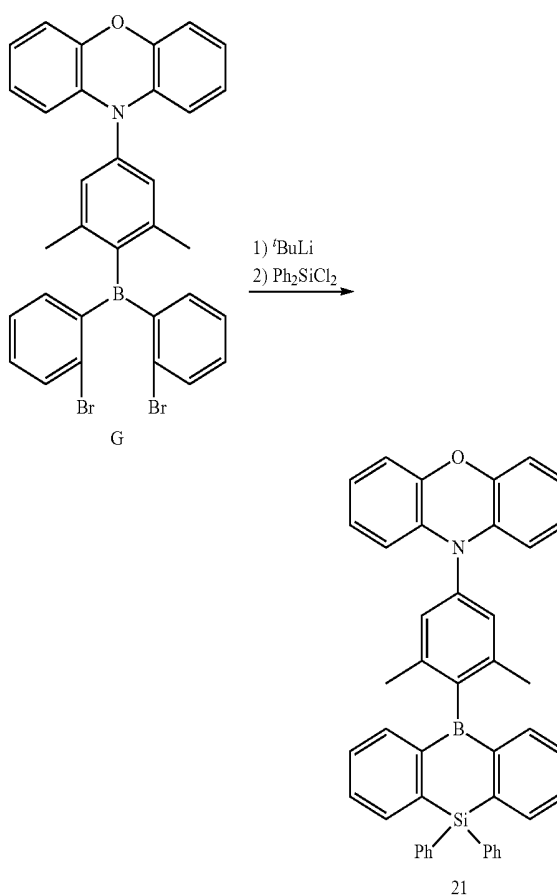


[0171] Under an argon (Ar) atmosphere, to a 500 ml three-neck flask, 6.0 ml (48.0 mmol) of 1-bromo-2-iodobenzene and 96 ml of an anhydrous THF solution were added and stirred at about -20°C . 48.0 ml (48.0 mmol) of a 1.0 M isopropylmagnesium chloride THF solution was added thereto dropwise, followed by stirring for about 1 hour. Then, 2.6 ml (24.0 mmol) of trimethoxyborane was added thereto dropwise, followed by stirring at about -78°C . for about 1 hour, and then, at room temperature for about 3 hours.

[0172] Under an argon atmosphere, 48 ml of an anhydrous THF solution of 8.80 g (24.0 mmol) of 10-(4-bromo-3,5-dimethylphenyl)-10H-phenoxazine was added to a 100 ml three-neck flask, followed by stirring at about -78°C . 15.0 ml (24.0 mmol) of a 1.6 M n-butyllithium hexane solution was added thereto dropwise, followed by stirring for about 1 hour. The solution thus obtained was added to a solution obtained by the first reaction dropwise, followed by heating and stirring at about 80°C . for about 2 hours for performing reaction. After cooling in the air, water was added, an organic layer was separately taken, and solvents were evaporated under a reduced pressure. The crude product thus obtained was separated by silica gel column chromatography to obtain 4.68 g (yield 32%) of Compound G as a white solid. The molecular weight of Compound G measured by FAB-MS was 609.

(Synthesis of Compound 21)

[0173]

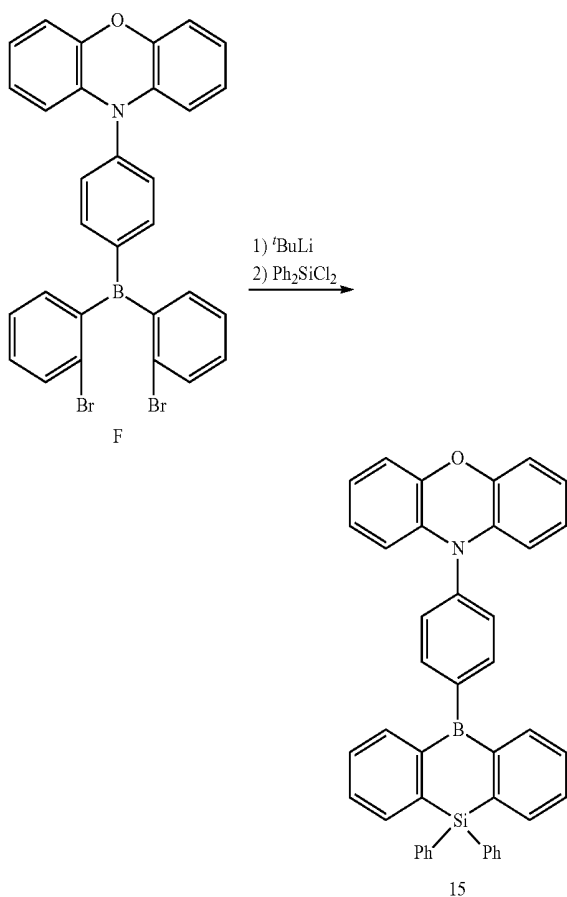


[0174] Under an argon (Ar) atmosphere, to a 300 ml three-neck flask, 4.68 g (7.68 mmol) of the intermediate of Compound G and 60 ml of an anhydrous THF solution were added, followed by stirring at about -78°C . 16.2 ml (30.8 mmol) of a 1.9 M t-BuLi hexane solution was added thereto dropwise, followed by stirring for about 2 hours and stirring while elevating the temperature to about -10°C . for about 3 hours. The temperature was decreased to about -78°C . again, and 8 ml of an anhydrous THF solution of 1.94 g (7.68 mmol) of diphenyldichlorosilane was added thereto dropwise, followed by stirring at about -78°C . for about 2 hours, and then, at room temperature for about 3 hours. After finishing the reaction, the reaction mixture was washed with water. The organic phase thus obtained was concentrated to obtain a viscous material. The crude product thus obtained was separated by silica gel column chromatography to obtain 3.14 g (yield 65%) of Compound 21 as a yellow solid. The molecular weight of Compound 21 measured by FAB-MS was 631. In addition, the chemical shift values of the compound measured by $^1\text{H-NMR}$ were 7.85 (2H), 7.47-7.36 (16H), 7.16-7.13 (4H), 7.02-6.95 (6H), 2.33 (6H). From the results, the yellow solid compound was identified as Compound 21.

9. Synthesis of Compound 35

(Synthesis of Compound H)

[0175]

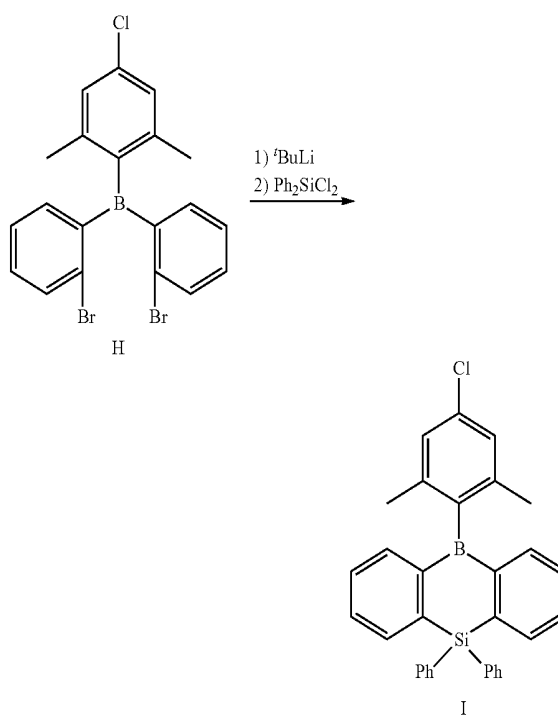


[0176] Under an argon (Ar) atmosphere, to a 1,000 ml three-neck flask, 12.0 ml (96.0 mmol) of 1-bromo-2-iodobenzene and 192 ml of an anhydrous THF solution were added and stirred at about -20°C . 96.0 ml (96.0 mmol) of a 1.0 M isopropylmagnesium chloride THF solution was added thereto dropwise, followed by stirring for about 1 hour. Then, 5.2 ml (48.0 mmol) of trimethoxyborane was added thereto dropwise, followed by stirring at about -78°C . for about 1 hour, and then, at room temperature for about 3 hours.

[0177] Under an argon atmosphere, to a 200 ml three-neck flask, 96 ml of an anhydrous THF solution of 10.54 g (48.0 mmol) of 2-bromo-5-chloro-1,3-dimethylbenzene was added and then, stirred at about -78°C . 30.0 ml (48.0 mmol) of a 1.6 M n-butyllithium hexane solution was added thereto dropwise, followed by stirring for about 1 hour. The solution thus obtained was added to a solution obtained by the first reaction dropwise, followed by heating and stirring at about 80°C . for about 2 hours for performing reaction. After cooling in the air, water was added, an organic layer was separately taken, and solvents were evaporated under a reduced pressure. The crude product thus obtained was separated by silica gel column chromatography to obtain 5.99 g (yield 27%) of Compound H as a white solid. The molecular weight of Compound H measured by FAB-MS was 459.

(Synthesis of Compound I)

[0178]

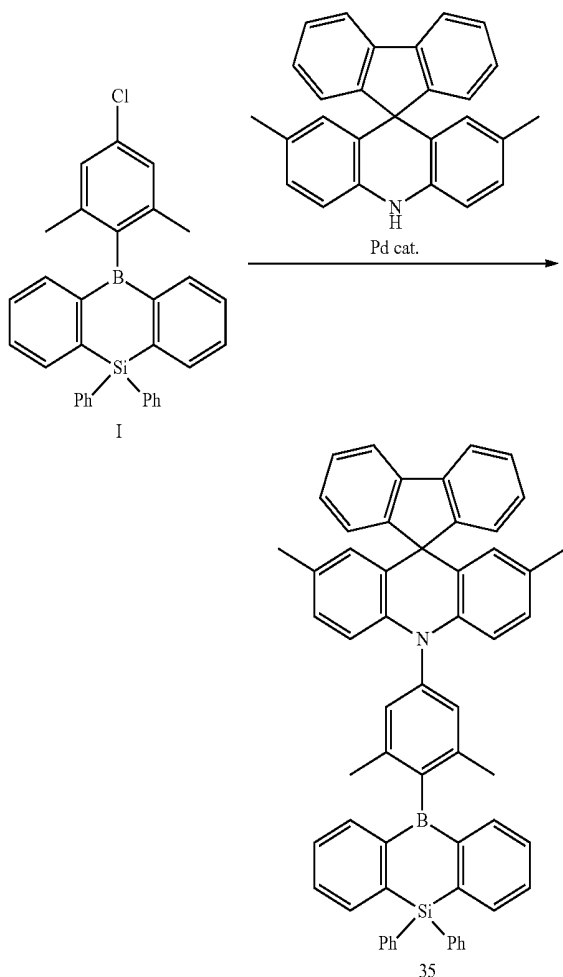


[0179] Under an argon (Ar) atmosphere, to a 500 ml three-neck flask, 5.99 g (13.0 mmol) of the intermediate of Compound H and 105 ml of an anhydrous THF solution were added, followed by stirring at about -78°C . 27.4 ml (52.0 mmol) of a 1.9 M n-BuLi hexane solution was added thereto dropwise, followed by stirring for about 2 hours and

stirring while elevating the temperature to about -10°C . for about 3 hours. The temperature was decreased to about -78°C . again, and 13 ml of an anhydrous THF solution of 3.30 g (13.0 mmol) of diphenyldichlorosilane was added thereto dropwise, followed by stirring at about -78°C . for about 2 hours, and then, at room temperature for about 3 hours. After finishing the reaction, the reaction mixture was washed with water. The organic phase thus obtained was concentrated to obtain a viscous material. The crude product thus obtained was separated by silica gel column chromatography to obtain 3.02 g (yield 48%) of Compound I as a yellow solid. The molecular weight of Compound I measured by FAB-MS was 484.

(Synthesis of Compound 35)

[0180]

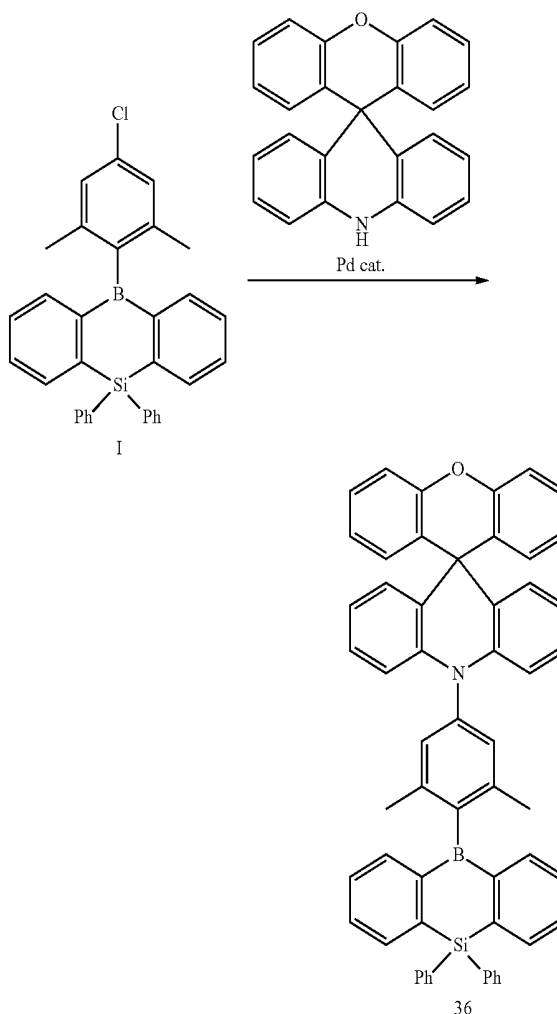


[0181] Under an argon atmosphere, to a 50 ml three-neck flask, 1.50 g (3.1 mmol) of the intermediate of Compound I, 1.11 g (3.1 mmol) of 2,7-dimethyl-10H-spiro[acridine-9,9'-fluorene], 0.710 g (0.08 mmol) of $\text{Pd}_2(\text{dba})_3$, 0.627 g (0.31 mmol) of $(t\text{-Bu})_3\text{P}$, and 0.298 g (3.1 mmol) of NaO^tBu were added, followed by stirring in 16 ml of a toluene solvent at about 120°C . for about 12 hours. After cooling in the air, water was added, an organic layer was separately taken, and solvents were evaporated under a reduced pressure. The crude product thus obtained was separated by silica gel

column chromatography to obtain 1.43 g (yield 57%) of Compound 35 as a white solid. The molecular weight of Compound 35 measured by FAB-MS was 807. In addition, the chemical shift values of the compound measured by $^1\text{H-NMR}$ were 7.92-7.83 (4H), 7.55 (2H), 7.48-7.26 (20H), 7.17-7.10 (4H), 7.05 (4H), 2.33 (6H), 2.31 (6H). From the results, the white solid compound was identified as Compound 35.

10. Synthesis of Compound 36

[0182]

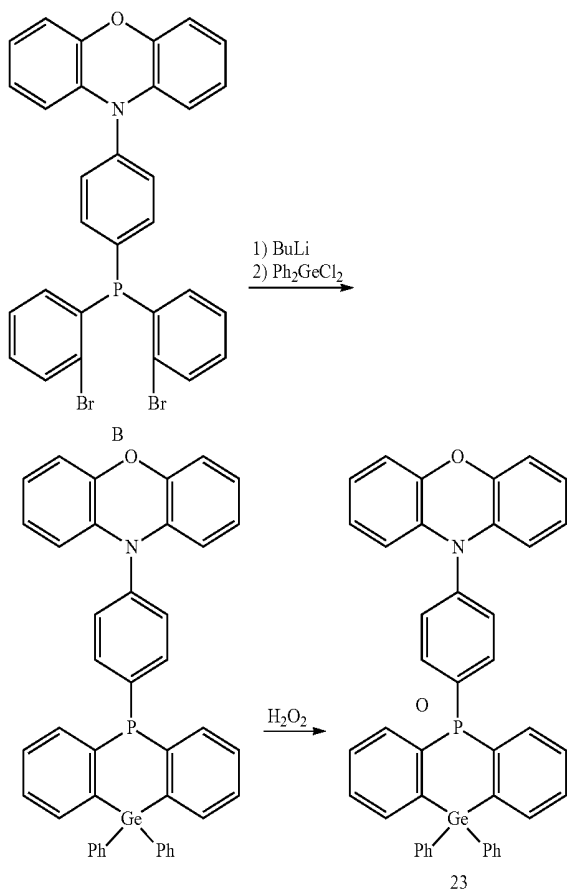


[0183] Under an argon atmosphere, to a 50 ml three-neck flask, 1.50 g (3.1 mmol) of the intermediate of Compound I, 2.47 g (3.1 mmol) of spiro[acridine-9(10H),9'-[9H]xanthene], 0.710 g (0.08 mmol) of $\text{Pd}_2(\text{dba})_3$, 0.627 g (0.31 mmol) of $(t\text{-Bu})_3\text{P}$, and 0.298 g (3.1 mmol) of NaO^tBu were added, followed by stirring in 16 ml of a toluene solvent at about 120°C . for about 12 hours. After cooling in the air, water was added, an organic layer was separately taken, and solvents were evaporated under a reduced pressure. The crude product thus obtained was separated by silica gel column chromatography to obtain 1.16 g (yield 47%) of Compound 36 as a white solid. The molecular weight of Compound 36 measured by FAB-MS was 795. In addition, the chemical shift values of the compound measured by

$^1\text{H-NMR}$ were 7.85 (2H), 7.48-7.29 (18H), 7.21-7.12 (12H), 7.03-6.93 (4H), 2.33 (6H). From the results, the white solid compound was identified as Compound 36.

11. Synthesis of Compound 23

[0184]



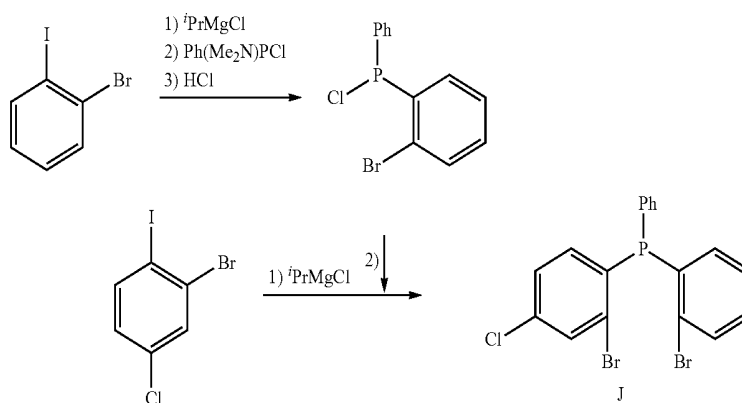
[0185] An intermediate of Compound B was synthesized by the same method described in the synthetic method of Compound 1. Under an argon (Ar) atmosphere, to a 200 ml three-neck flask, 6.01 g (10.0 mmol) of the intermediate of Compound B and 40 ml of an anhydrous THF solution were added, followed by stirring at about -78°C . 12.5 ml (20.0 mmol) of a 1.6 M n-BuLi hexane solution was added thereto dropwise, followed by stirring for about 2 hours. 10 ml of an anhydrous THF solution of 2.54 g (10.0 mmol) of diphenyldichlorogermane was added thereto dropwise, followed by stirring at about -78°C for about 2 hours, and then, at room temperature for about 3 hours. After finishing the reaction, the reaction mixture was washed with water, and the organic phase thus obtained was concentrated to obtain a viscous material. The crude product thus obtained was separated by silica gel column chromatography to obtain a white solid compound.

[0186] To a 200 ml round-bottom flask, the white solid, 100 ml of dichloromethane, and 3 ml of a 35% hydrogen peroxide solution were added, followed by stirring for about 1 hour for performing reaction. After finishing the reaction, water was added, an organic layer was separately taken, and solvents were removed by distillation. The crude product thus obtained was separated by silica gel column chromatography to obtain 2.33 g (yield 34%) of Compound 23 as a yellow solid. The molecular weight of Compound 23 measured by FAB-MS was 685. In addition, the chemical shift values of the compound measured by $^1\text{H-NMR}$ were 7.78-7.72 (4H), 7.61-7.50 (6H), 7.39-7.32 (12H), 7.14 (2H), 7.02-6.95 (6H). From the results, the yellow solid compound was identified as Compound 23.

12. Synthesis of Compound 50

(Synthesis of Compound J)

[0187]

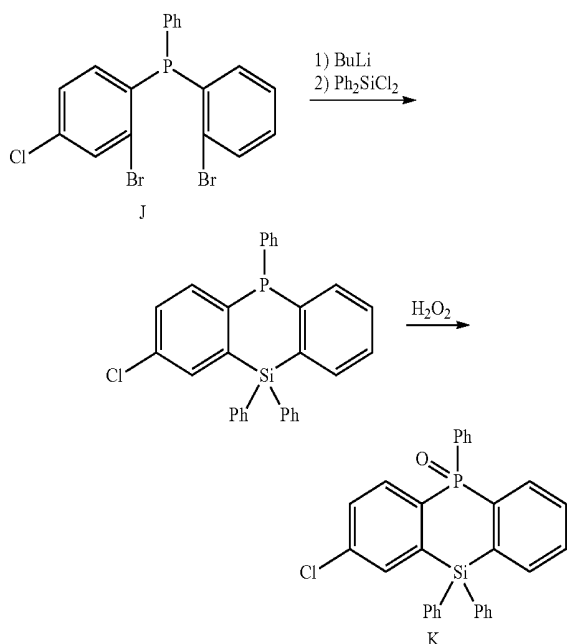


[0188] Under an argon (Ar) atmosphere, to a 1,000 ml three-neck flask, 22.5 ml (180.0 mmol) of 1-bromo-2-iodobenzene and 360 ml of an anhydrous THF solution were added and stirred at about -20°C . 180.0 ml (180.0 mmol) of a 1.0 M isopropylmagnesium chloride THF solution was added thereto dropwise, followed by stirring for about 1 hour. Then, 30.5 ml (180.0 mmol) of chloro(dimethylamino) phenylphosphine was added thereto dropwise, followed by stirring at about -78°C . for about 1 hour, and then, at room temperature for about 3 hours. After finishing the reaction, 180 ml (180.0 mmol) of a 1.0 M hydrogen chloride diethyl ether solution was added and stirred at room temperature for about 3 hours. The precipitate thus obtained was filtered to obtain an off-white solid compound. The compound was transported to a 1,000 ml three-neck flask, and the inside of the flask was substituted with an argon atmosphere. Then, 360 ml of an anhydrous THF solution was added and stirred at about -78°C .

[0189] Under an argon (Ar) atmosphere, to a 1,000 ml three-neck flask, 360 ml of an anhydrous THF solution of 57.2 g (180 mmol) of 2-bromo-4-chloro-1-iodobenzene was added, and then stirred at about -20°C . 180.0 ml (180.0 mmol) of a 1.0 M isopropylmagnesium chloride THF solution was added thereto dropwisely, followed by stirring for about 1 hour. The solution thus obtained was added to a THF solution of the white solid compound obtained by the first reaction dropwisely, followed by stirring at about -78°C . for about 1 hour, and then, at room temperature for about 3 hours. After finishing the reaction, the reaction mixture was washed with water. The organic phase thus obtained was concentrated to obtain a viscous material. The crude product thus obtained was separated by silica gel column chromatography to obtain 15.54 g (yield 19%) of Compound J as a white solid. The molecular weight of Compound J measured by FAB-MS was 452.

(Synthesis of Compound K)

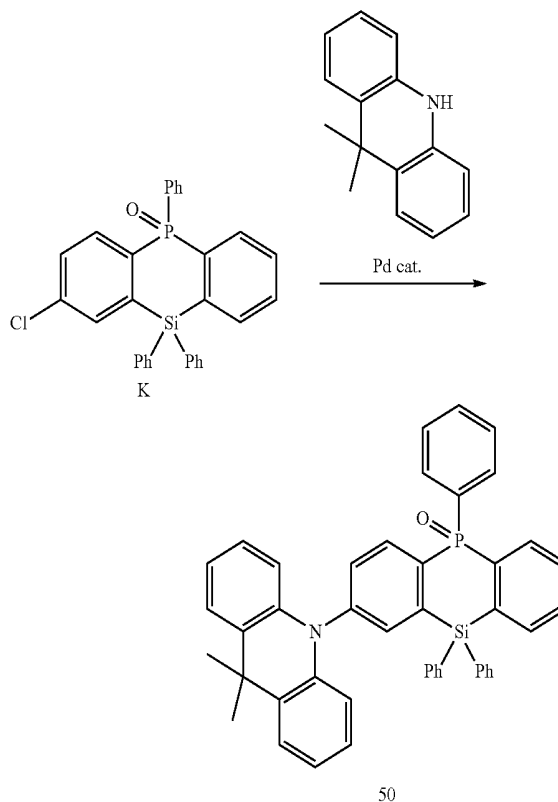
[0190]



[0191] Under an argon (Ar) atmosphere, to a 500 ml three-neck flask, 11.9 g (26.3 mmol) of the intermediate of Compound J and 105 ml of an anhydrous THF solution were added, followed by stirring at about -78°C . 32.9 ml (52.6 mmol) of a 1.6 M n-BuLi hexane solution was added thereto dropwise, followed by stirring for about 2 hours. 27 ml of an anhydrous THF solution of 6.68 g (26.3 mmol) of diphenyldichlorosilane was added thereto dropwise, followed by stirring at about -78°C . for about 2 hours, and then, at room temperature for about 3 hours. After finishing the reaction, the reaction mixture was washed with water. The organic phase thus obtained was concentrated to obtain a viscous material. The crude product thus obtained was separated by silica gel column chromatography to obtain a white solid compound. To a 500 ml round-bottom flask, the white solid, 270 ml of dichloromethane, and 5 ml of a 35% hydrogen peroxide solution were added, followed by stirring at room temperature for about 1 hour for performing reaction. After finishing the reaction, water was added, an organic layer was separately taken, and solvents were removed by distillation. The crude product thus obtained was separated by silica gel column chromatography to obtain 6.86 g (yield 53%) of Compound K as a yellow solid. The molecular weight of Compound K measured by FAB-MS was 492.

(Synthesis of Compound 50)

[0192]

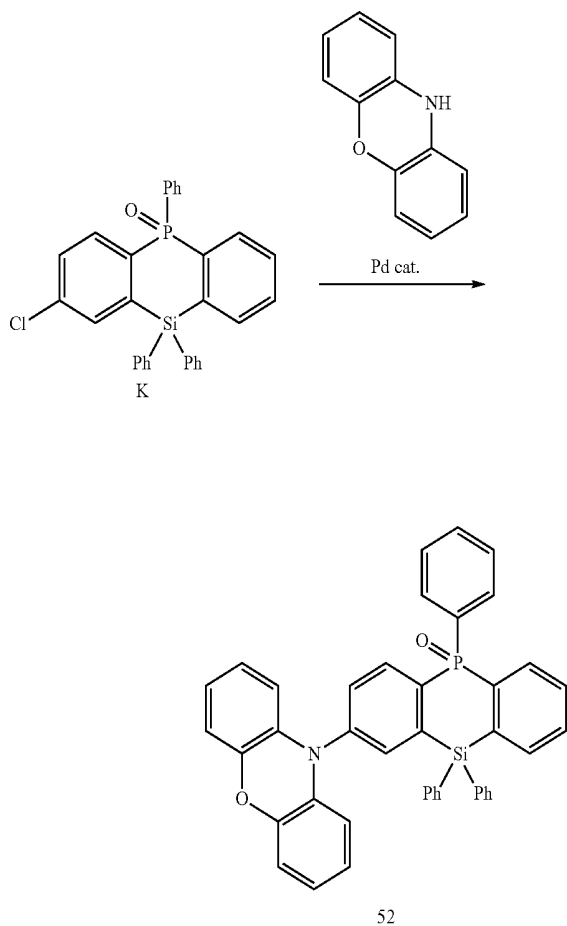


[0193] Under an argon atmosphere, to a 50 ml three-neck flask, 1.71 g (3.5 mmol) of the intermediate of Compound K, 0.73 g (3.5 mmol) of 9,9-dimethyl-9,10-dihydroacridine, 0.080 g (0.09 mmol) of $\text{Pd}_2(\text{dba})_3$, 0.071 g (0.35 mmol) of $(t\text{-Bu})_3\text{P}$, and 0.336 g (3.5 mmol) of NaO^tBu were added,

followed by stirring in 18 ml of a toluene solvent at about 120° C. for about 12 hours. After cooling in the air, water was added, an organic layer was separately taken, and solvents were evaporated under a reduced pressure. The crude product thus obtained was separated by silica gel column chromatography to obtain 1.58 g (yield 68%) of Compound 50 as a white solid. The molecular weight of Compound 50 measured by FAB-MS was 665. In addition, the chemical shift values of the compound measured by ¹H-NMR were 7.89-7.75 (4H), 7.68-7.59 (3H), 7.54-7.36 (15H), 7.21-7.12 (6H), 6.95 (2H), 1.69 (6H). From the results, the white solid compound was identified as Compound 50.

13. Synthesis of Compound 52

[0194]

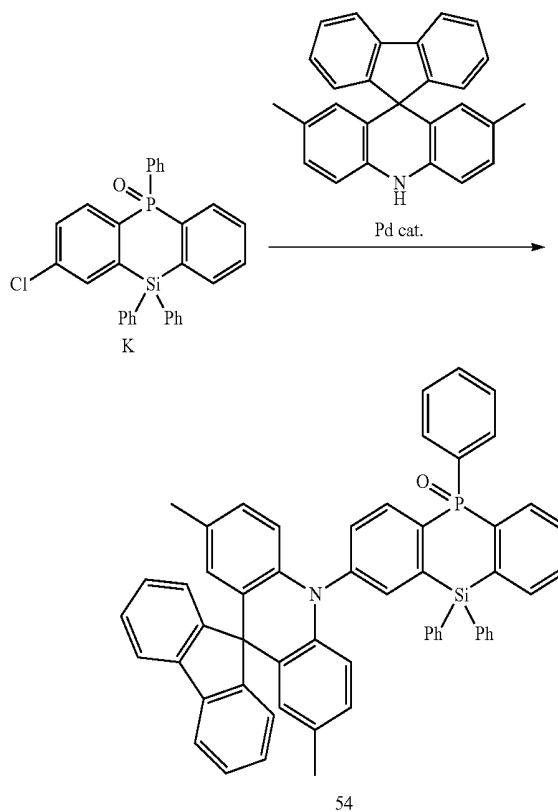


[0195] Under an argon atmosphere, to a 50 ml three-neck flask, 1.71 g (3.5 mmol) of the intermediate of Compound K, 0.64 g (3.5 mmol) of 10H-phenoxazine, 0.080 g (0.09 mmol) of Pd₂(dba)₃, 0.071 g (0.35 mmol) of (t-Bu)₃P, and 0.336 g (3.5 mmol) of NaOtBu were added, followed by stirring in 18 ml of a toluene solvent at about 120° C. for about 12 hours. After cooling in the air, water was added, an organic layer was separately taken, and solvents were evaporated

under a reduced pressure. The crude product thus obtained was separated by silica gel column chromatography to obtain 1.59 g (yield 71%) of Compound 52 as a white solid. The molecular weight of Compound 52 measured by FAB-MS was 639. In addition, the chemical shift values of the compound measured by ¹H-NMR were 7.89-7.75 (4H), 7.68-7.59 (3H), 7.54-7.36 (15H), 7.14 (2H), 7.03-6.94 (6H). From the results, the white solid compound was identified as Compound 52.

14. Synthesis of Compound 54

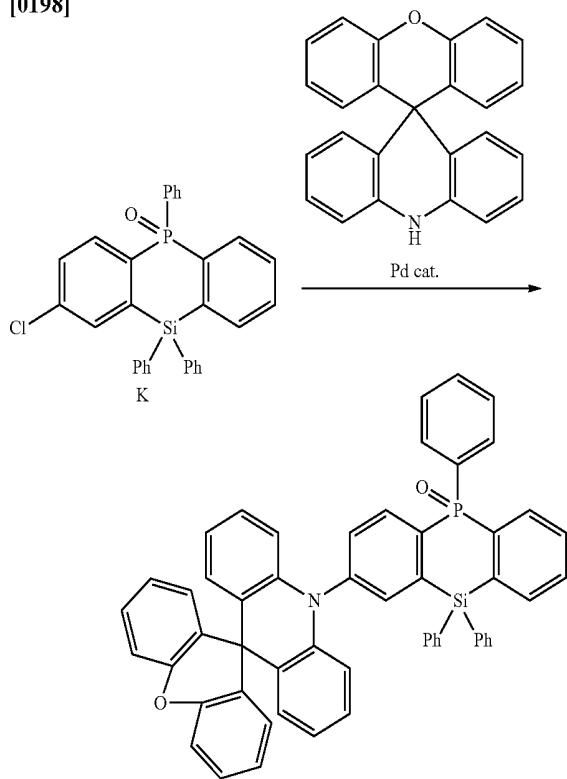
[0196]



[0197] Under an argon atmosphere, to a 50 ml three-neck flask, 1.71 g (3.5 mmol) of the intermediate of Compound K, 1.26 g (3.5 mmol) of 2,7-dimethyl-10H-spiro[acridine-9,9'-fluorene], 0.080 g (0.09 mmol) of Pd₂(dba)₃, 0.071 g (0.35 mmol) of (t-Bu)₃P, and 0.336 g (3.5 mmol) of NaOtBu were added, followed by stirring in 18 ml of a toluene solvent at about 120° C. for about 12 hours. After cooling in the air, water was added, an organic layer was separately taken, and solvents were evaporated under a reduced pressure. The crude product thus obtained was separated by silica gel column chromatography to obtain 2.17 g (yield 76%) of Compound 54 as a white solid. The molecular weight of Compound 54 measured by FAB-MS was 815. In addition, the chemical shift values of the compound measured by ¹H-NMR were 7.92-7.75 (6H), 7.57-7.36 (22H), 7.28 (2H), 7.14-7.03 (6H), 2.31 (6H). From the results, the white solid compound was identified as Compound 54.

15. Synthesis of Compound 51

[0198]

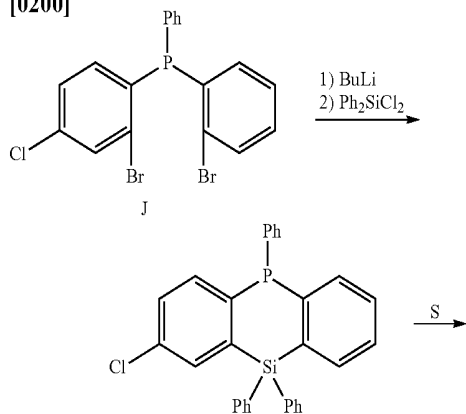


[0199] Under an argon atmosphere, to a 50 ml three-neck flask, 1.71 g (3.5 mmol) of the intermediate of Compound K, 1.22 g (3.5 mmol) of spiro[acridine-9(10H),9'-[9H]xanthene], 0.080 g (0.09 mmol) of $\text{Pd}_2(\text{dba})_3$, 0.071 g (0.35 mmol) of $(t\text{-Bu})_3\text{P}$, and 0.336 g (3.5 mmol) of NaO^tBu were added, followed by stirring in 18 ml of a toluene solvent at about 120°C . for about 12 hours. After cooling in the air, water was added, an organic layer was separately taken, and solvents were evaporated under a reduced pressure. The crude product thus obtained was separated by silica gel column chromatography to obtain 2.25 g (yield 80%) of Compound 51 as a white solid. The molecular weight of Compound 51 measured by FAB-MS was 803. In addition, the chemical shift values of the compound measured by $^1\text{H-NMR}$ were 7.89-7.75 (4H), 7.68-7.59 (3H), 7.54-7.36 (15H), 7.21-7.12 (10H), 7.03-6.93 (4H). From the results, the white solid compound was identified as Compound 51.

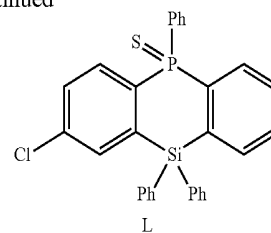
16. Synthesis of Compound 57

(Synthesis of Compound L)

[0200]



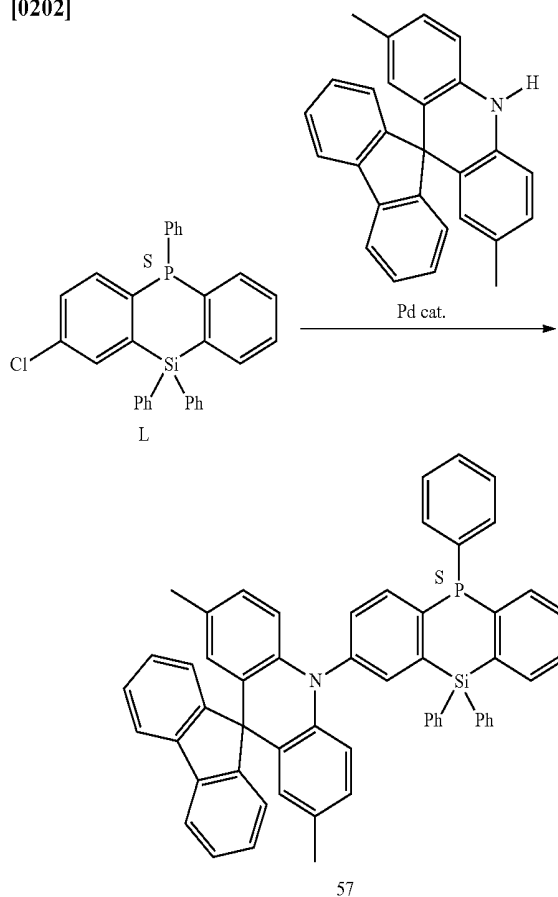
-continued



[0201] Under an argon (Ar) atmosphere, to a 200 ml three-neck flask, 3.64 g (8.0 mmol) of the intermediate of Compound J and 160 ml of an anhydrous THF solution were added, followed by stirring at about -78°C . 10.0 ml (16.0 mmol) of a 1.6 M *n*-BuLi hexane solution was added thereto dropwise, followed by stirring for about 2 hours. 8 ml of an anhydrous THF solution of 2.04 g (8.0 mmol) of diphenyldichlorosilane was added thereto dropwise, followed by stirring at about -78°C . for about 2 hours, and then, at room temperature for about 3 hours. After finishing the reaction, the reaction mixture was washed with water. The organic phase thus obtained was concentrated to obtain a viscous material. To a 500 ml round-bottom flask, the white solid, 80 ml of dichloromethane, and 0.257 g (8.0 mmol) of a sulfur powder were added, followed by stirring at room temperature for about 2 hours to perform reaction. After finishing the reaction, water was added, an organic layer was separately taken, and solvents were removed by distillation. The crude product thus obtained was separated by silica gel column chromatography to obtain 1.83 g (yield 45%) of Compound L as a yellow solid. The molecular weight of Compound L measured by FAB-MS was 508.

(Synthesis of Compound 57)

[0202]

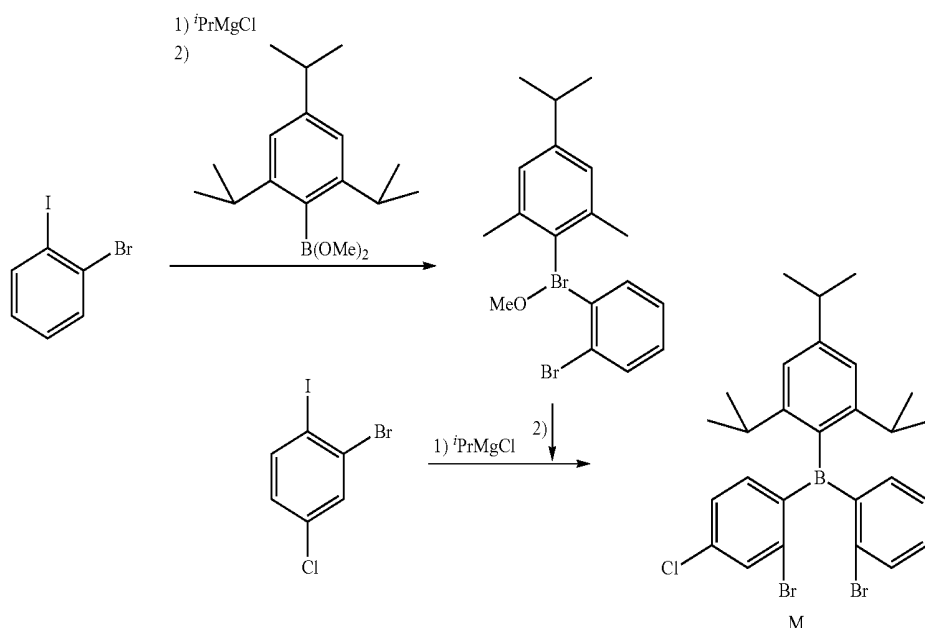


[0203] Under an argon atmosphere, to a 50 ml three-neck flask, 1.83 g (3.6 mmol) of the intermediate of Compound L, 1.30 g (3.6 mmol) of 2,7-dimethyl-10H-spiro[acridine-9,9'-fluorene], 0.082 g (0.09 mmol) of $\text{Pd}_2(\text{dba})_3$, 0.073 g (0.36 mmol) of $(t\text{-Bu})_3\text{P}$, and 0.346 g (3.6 mmol) of NaO^tBu were added, followed by stirring in 18 ml of a toluene solvent at about 120°C . for about 12 hours. After cooling in the air, water was added, an organic layer was separately taken, and solvents were evaporated under a reduced pressure. The crude product thus obtained was separated by silica gel column chromatography to obtain 2.34 g (yield 78%) of Compound 57 as a white solid. The molecular weight of Compound 57 measured by FAB-MS was 831. In addition, the chemical shift values of the compound measured by $^1\text{H-NMR}$ were 7.90 (2H), 7.55 (2H), 7.47-7.25 (26H), 7.13-7.04 (6H), 2.31 (6H). From the results, the white solid compound was identified as Compound 57.

17. Synthesis of Compound 75

(Synthesis of Compound M)

[0204]

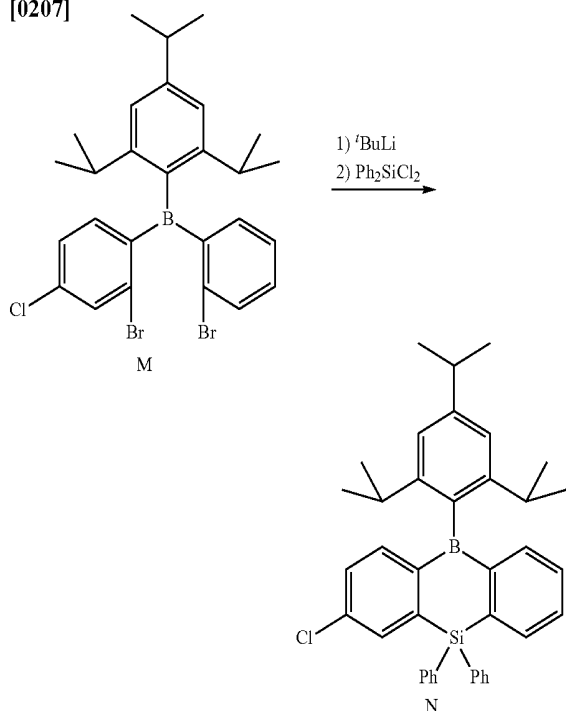


[0205] Under an argon (Ar) atmosphere, to a 1,000 ml three-neck flask, 20.0 ml (160.0 mmol) of 1-bromo-2-iodobenzene and 320 ml of an anhydrous THF solution were added and stirred at about -20°C . 160.0 ml (160.0 mmol) of a 1.0 M isopropylmagnesium chloride THF solution was added thereto dropwise, followed by stirring for about 1 hour. Then, 10.4 ml (96.0 mmol) of dimethyl (2,4,6-triisopropylphenyl)boronate was added thereto dropwise, followed by stirring at about -78°C . for about 1 hour, and then, at room temperature for about 3 hours.

[0206] Under an argon atmosphere, a 2,000 ml three-neck flask, 320 ml of an anhydrous THF solution of 50.8 g (160.0 mmol) of 2-bromo-4-chloro-1-iodobenzene was added and then stirred at about -20°C . 160.0 ml (160.0 mmol) of a 1.0 M isopropylmagnesium chloride THF solution was added thereto dropwise, followed by stirring for about 1 hour. The solution thus obtained was added to a solution obtained by the first reaction dropwise, followed by stirring and heating at about 80°C . for about 2 hours. After cooling in the air, water was added, an organic layer was separately taken, and solvents were evaporated under a reduced pressure. The crude product thus obtained was separated by silica gel column chromatography to obtain 17.1 g (yield 19%) of Compound M as a white solid. The molecular weight of Compound M measured by FAB-MS was 558.

(Synthesis of Compound N)

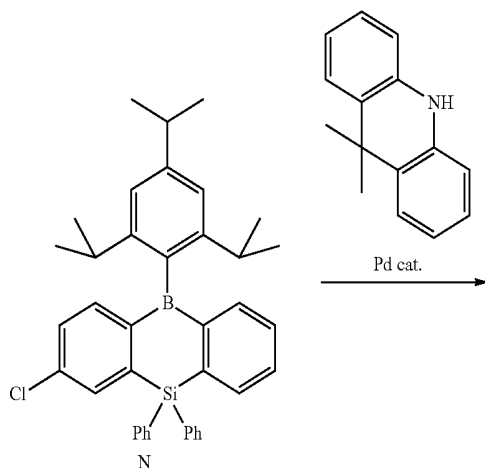
[0207]



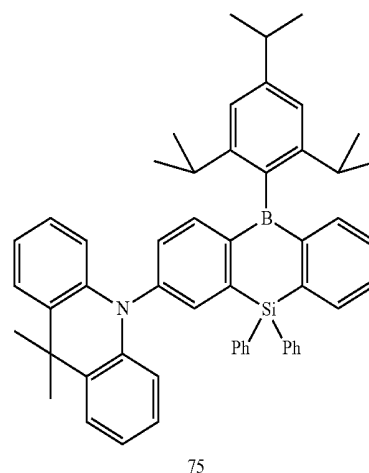
[0208] Under an argon (Ar) atmosphere, to a 1,000 ml three-neck flask, 17.1 g (30.4 mmol) of the intermediate of Compound M and 300 ml of an anhydrous THF solution were added, followed by stirring at about -78°C . 64.2 ml (122 mmol) of a 1.9 M $t\text{-BuLi}$ pentane solution was added thereto dropwise, followed by stirring for about 2 hours and stirring while elevating the temperature to about -10°C . for about 3 hours. The temperature was decreased to about -78°C . again, and 31 ml of an anhydrous THF solution of 7.72 g (30.4 mmol) of diphenyldichlorosilane was added thereto dropwise, followed by stirring at about -78°C . for about 2 hours, and then, at room temperature for about 3 hours. After finishing the reaction, the reaction mixture was washed with water. The organic phase thus obtained was concentrated to obtain a viscous material. The crude product thus obtained was separated by silica gel column chromatography to obtain 10.32 g (yield 59%) of Compound N as a white solid. The molecular weight of Compound N measured by FAB-MS was 582.

(Synthesis of Compound 75)

[0209]



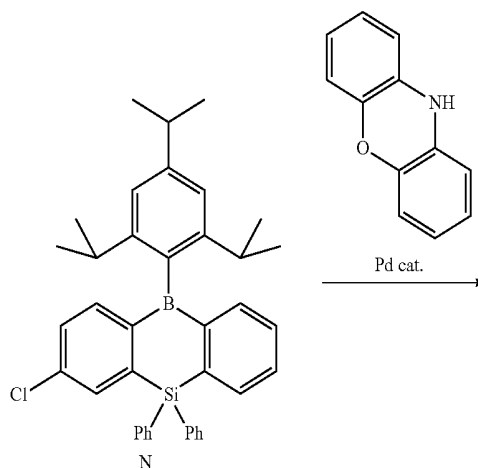
-continued



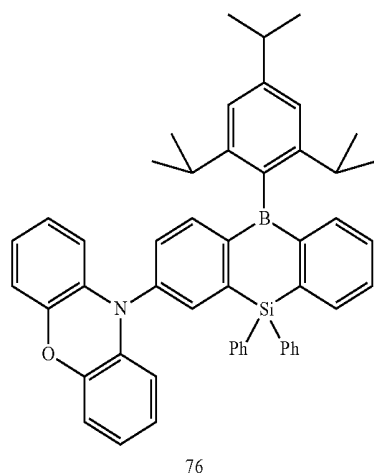
[0210] Under an argon atmosphere, to a 100 ml three-neck flask, 2.56 g (4.4 mmol) of the intermediate of Compound N, 0.92 g (4.4 mmol) of 9,9-dimethyl-9,10-dihydroacridine, 0.100 g (0.11 mmol) of $\text{Pd}_2(\text{dba})_3$, 0.089 g (0.44 mmol) of $(t\text{-Bu})_3\text{P}$, and 0.423 g (4.4 mmol) of NaO^tBu were added, followed by stirring in 22 ml of a toluene solvent at about 120°C . for about 12 hours. After cooling in the air, water was added, an organic layer was separately taken, and solvents were evaporated under a reduced pressure. The crude product thus obtained was separated by silica gel column chromatography to obtain 2.46 g (yield 74%) of Compound 75 as a white solid. The molecular weight of Compound 75 measured by FAB-MS was 755. In addition, the chemical shift values of the compound measured by $^1\text{H-NMR}$ were 7.87-7.79 (2H), 7.48-7.35 (14H), 7.31-7.26 (3H), 7.21-7.12 (6H), 6.95 (2H), 2.89-2.86 (3H), 1.69 (6H), 1.21-1.17 (18H). From the results, the white solid compound was identified as Compound 75.

18. Synthesis of Compound 76

[0211]

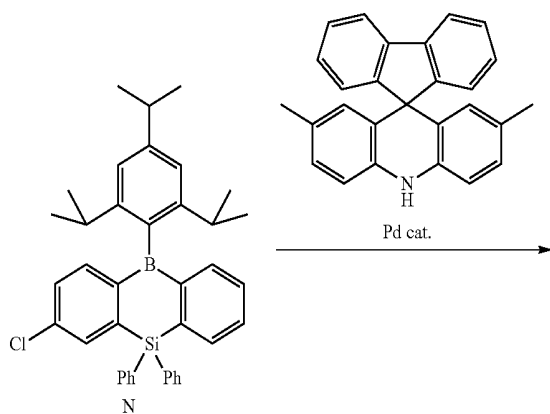


-continued

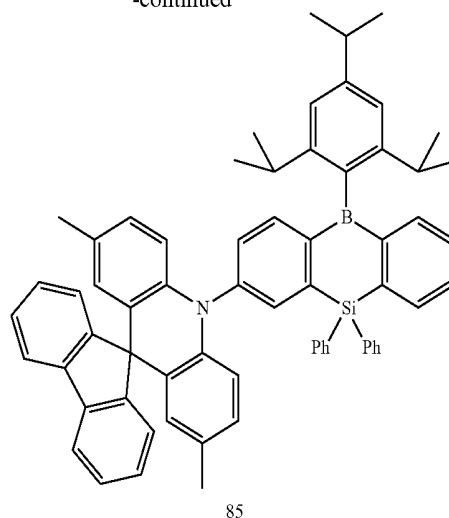


[0212] Under an argon atmosphere, to a 100 ml three-neck flask, 2.56 g (4.4 mmol) of the intermediate of Compound N, 0.81 g (4.4 mmol) of 10H-phenoxazine, 0.100 g (0.11 mmol) of $\text{Pd}_2(\text{dba})_3$, 0.089 g (0.44 mmol) of $(t\text{-Bu})_3\text{P}$, and 0.423 g (4.4 mmol) of NaOtBu were added, followed by stirring in 22 ml of a toluene solvent at about 120°C . for about 12 hours. After cooling in the air, water was added, an organic layer was separately taken, and solvents were evaporated under a reduced pressure. The crude product thus obtained was separated by silica gel column chromatography to obtain 2.50 g (yield 78%) of Compound 76 as a white solid. The molecular weight of Compound 76 measured by FAB-MS was 729. In addition, the chemical shift values of the compound measured by $^1\text{H-NMR}$ were 7.87-7.79 (2H), 7.48-7.36 (14H), 7.31-7.26 (3H), 7.14 (2H), 7.03-6.94 (6H), 2.89-2.86 (3H), 1.21-1.17 (18H). From the results, the white solid compound was identified as Compound 76.

19. Synthesis of Compound 85

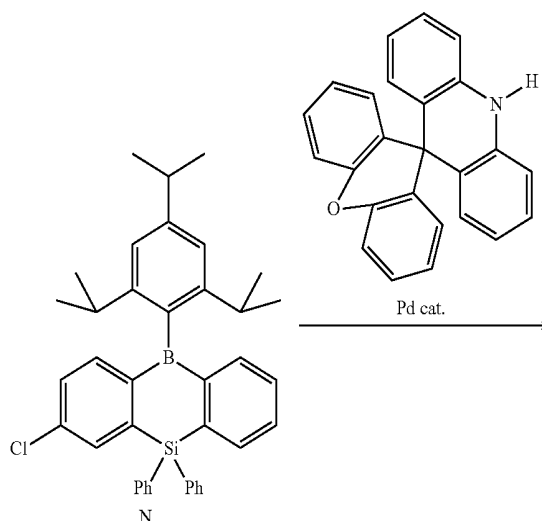
[0213]

-continued

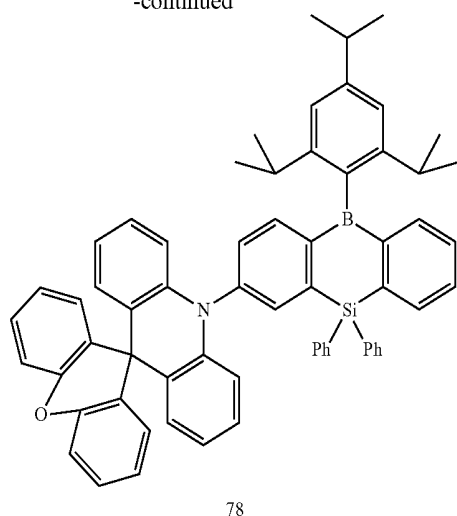


[0214] Under an argon atmosphere, to a 100 ml three-neck flask, 2.56 g (4.4 mmol) of the intermediate of Compound N, 1.58 g (4.4 mmol) of 2,7-dimethyl-10H-spiro[acridine-9,9'-fluorene], 0.100 g (0.11 mmol) of $\text{Pd}_2(\text{dba})_3$, 0.089 g (0.44 mmol) of $(t\text{-Bu})_3\text{P}$, and 0.423 g (4.4 mmol) of NaOtBu were added, followed by stirring in 22 ml of a toluene solvent at about 120°C . for about 12 hours. After cooling in the air, water was added, an organic layer was separately taken, and solvents were evaporated under a reduced pressure. The crude product thus obtained was separated by silica gel column chromatography to obtain 2.55 g (yield 64%) of Compound 85 as a white solid. The molecular weight of Compound 85 measured by FAB-MS was 905. In addition, the chemical shift values of the compound measured by $^1\text{H-NMR}$ were 7.92-7.79 (4H), 7.55 (2H), 7.48-7.36 (16H), 7.31-7.25 (5H), 7.12 (2H), 7.05 (4H), 2.89-2.86 (3H), 2.31 (6H), 1.21-1.17 (18H). From the results, the white solid compound was identified as Compound 85.

20. Synthesis of Compound 78

[0215]

-continued



[0216] Under an argon atmosphere, to a 100 ml three-neck flask, 2.56 g (4.4 mmol) of the intermediate of Compound N, 1.53 g (4.4 mmol) of spiro[acridine-9(10H),9'-[9H]xanthene], 0.100 g (0.11 mmol) of $\text{Pd}_2(\text{dba})_3$, 0.089 g (0.44 mmol) of $(t\text{-Bu})_3\text{P}$, and 0.423 g (4.4 mmol) of NaO^tBu were added, followed by stirring in 22 ml of a toluene solvent at about 120° C. for about 12 hours. After cooling in the air, water was added, an organic layer was separately taken, and solvents were evaporated under a reduced pressure. The crude product thus obtained was separated by silica gel column chromatography to obtain 3.18 g (yield 81%) of Compound 78 as a white solid. The molecular weight of Compound 78 measured by FAB-MS was 894. In addition, the chemical shift values of the compound measured by $^1\text{H-NMR}$ were 7.86-7.80 (2H), 7.47-7.27 (19H), 7.20-7.13 (10H), 7.02-6.94 (4H), 2.89-2.86 (3H), 1.21-1.17 (18H). From the results, the white solid compound was identified as Compound 78.

[0217] The above-described synthetic examples are illustrations, and reaction conditions may be changed according to need. In addition, the compound according to an embodiment of the inventive concept may be synthesized so as to include various substituents by using methods and materials known in the art. By introducing various substituents into a core structure represented by Formula 1, properties appropriated for applying in an organic electroluminescence device may be attained.

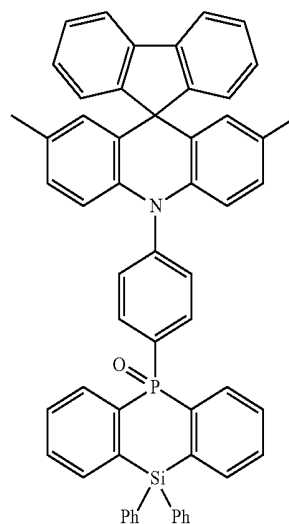
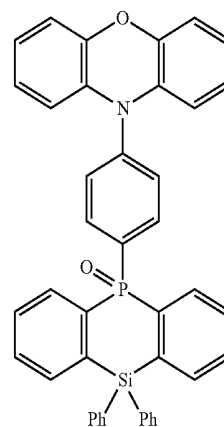
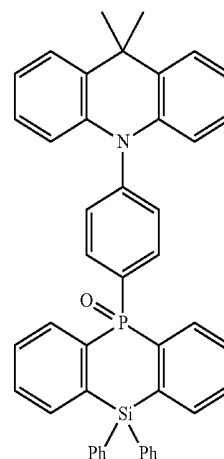
Experimental Examples

Device Manufacturing Examples

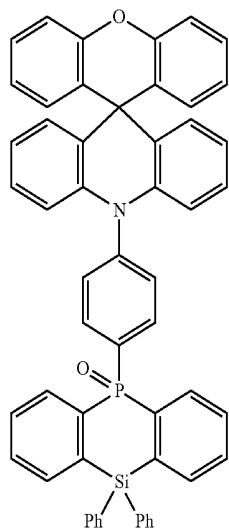
[0218] Organic electroluminescence devices of Examples 1 to 20 were manufactured using each of Compounds 3, 1, 17, 18, 12, 14, 15, 21, 35, 36, 23, 50, 52, 54, 51, 57, 75, 76, 85 and 78 as a dopant material for an emission layer.

Example Compounds

[0219]

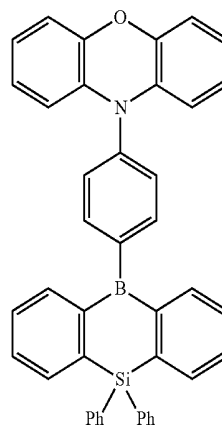


-continued

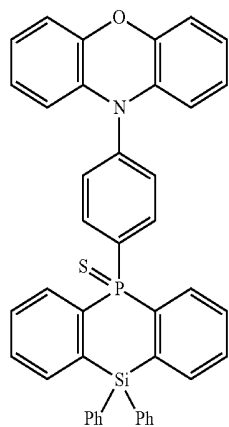


18

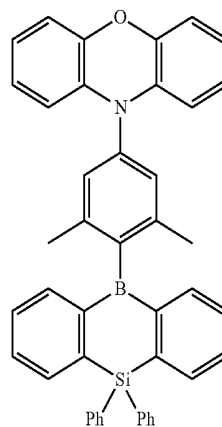
-continued



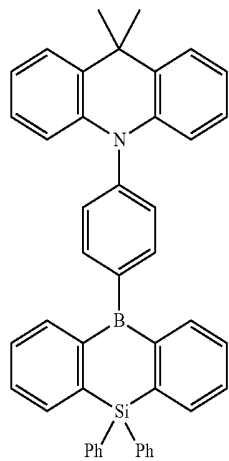
15



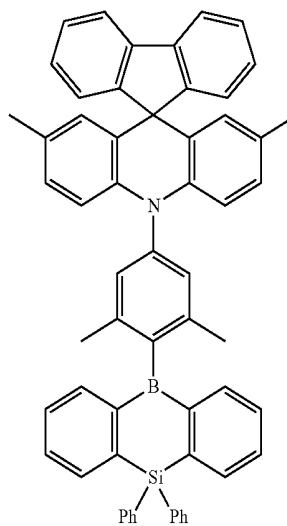
12



21

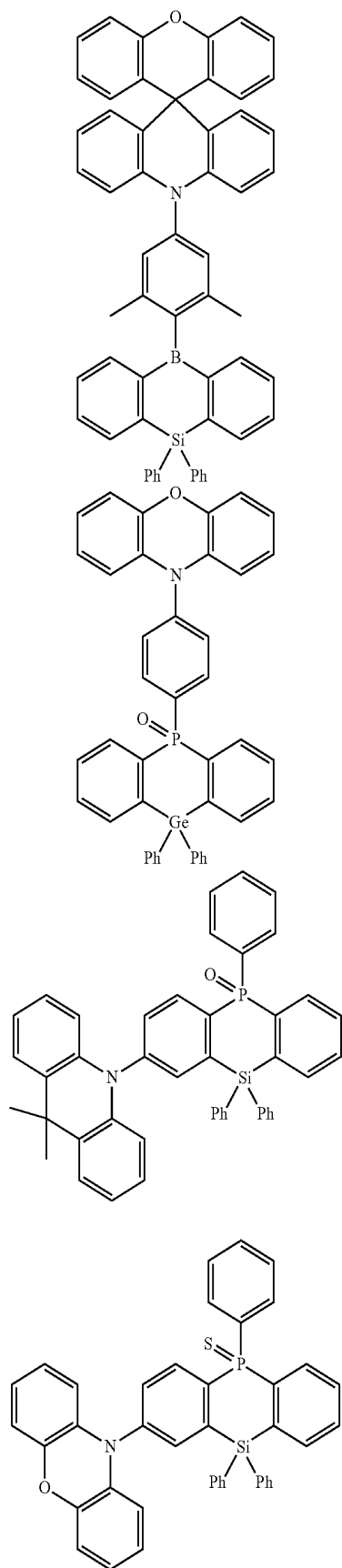


14

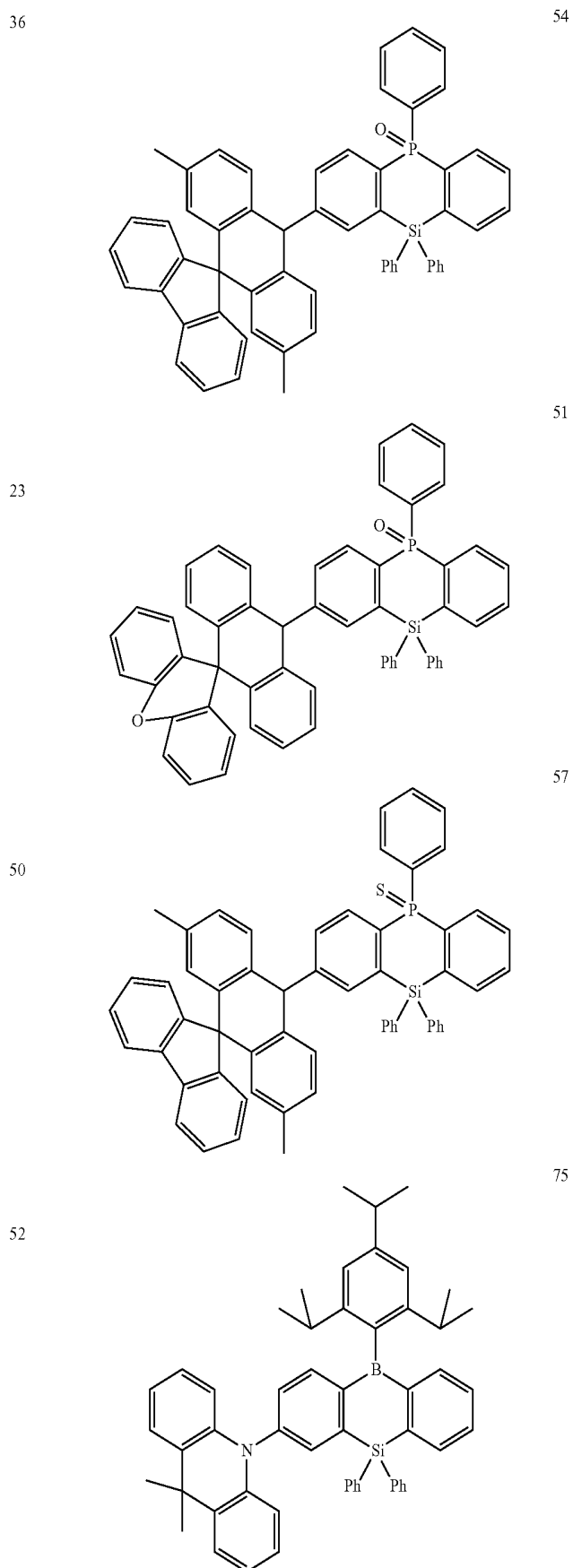


35

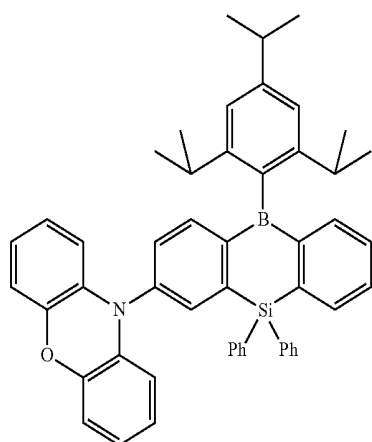
-continued



-continued



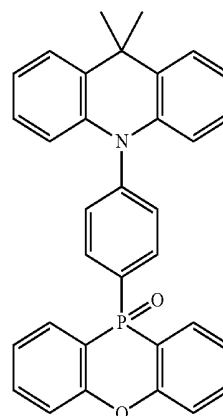
-continued



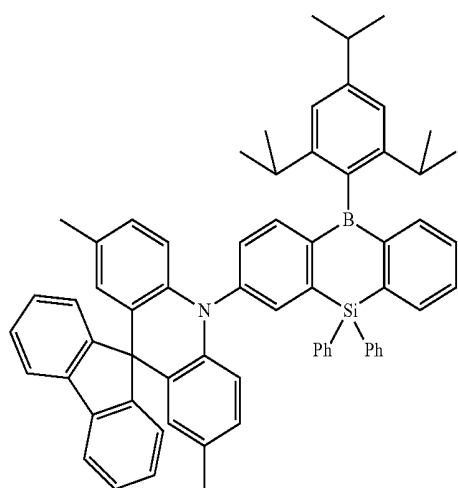
76

[0221]

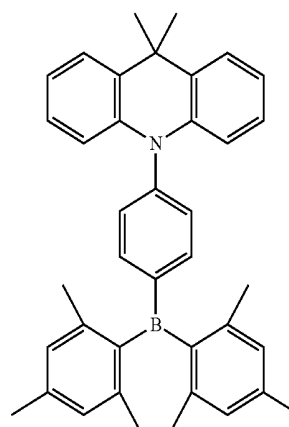
Comparative Compounds



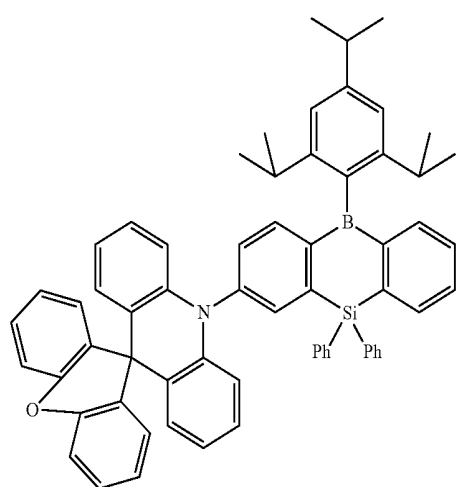
c1



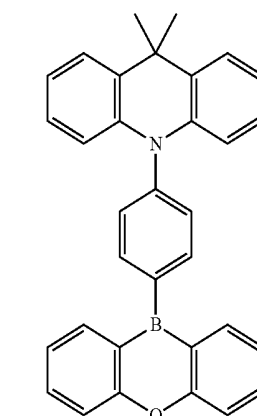
85



c2



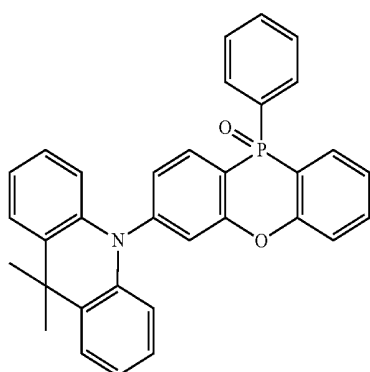
78



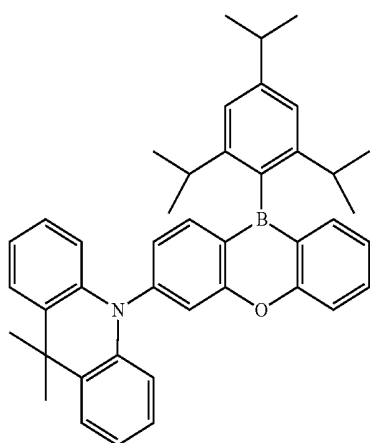
c3

[0220] Using Comparative Compounds c1 to c5 as a dopant material for an emission layer, organic electroluminescence devices of Comparative Examples 1 to 5 were manufactured.

-continued



c4



c5

[0222] Organic electroluminescence devices of Examples 1 to 20 and Comparative Examples 1 to 5 were manufactured by forming a first electrode using ITO to a thickness of about 120 nm, a hole injection layer using 1,4,5,8,9,11-hexaazatriphenylenehexacarbonitrile (HAT-CN) to a thickness of about 10 nm, a first hole transport layer using N,N'-di(1-naphthyl)-N,N'-diphenyl-(1,1'-biphenyl)-4,4'-diamine (NPD) to a thickness of about 80 nm, a second hole transport layer using 1,3-bis(N-carbazolyl)benzene (mCP) to a thickness of about 5 nm, an emission layer using bis[2-(diphenylphosphino)phenyl]ether oxide (DPEPO) doped with 20% each of the example compounds or the comparative compounds to a thickness of about 20 nm, a first electron transport layer using bis[2-(diphenylphosphino)phenyl] ether (DPEPO) oxide to a thickness of about 10 nm, a second electron transport layer using 1,3,5-tis(N-phenylbenzimidazole-2-yl)benzene (TPBi) to a thickness of about 30 nm, an electron injection layer using LiF to a thickness of about 0.5 nm, and a second electrode using Al to a thickness of about 100 nm. Each layer was formed by a deposition method in vacuum.

Experimental Examples

[0223] The emission efficiency and the emission life of each of the organic electroluminescence devices according to Examples 1 to 20 and Comparative Examples 1 to 5 were evaluated. The evaluation results are listed in Table 1 below. The emission efficiency and the emission life were represented by relative emission efficiency ratio and emission life ratio of each of the examples and the comparative examples when the emission efficiency and the emission life of the organic electroluminescence device of Comparative Example 1 were set to 100%.

TABLE 1

Device manufacturing example	Dopant material of emission layer	Light-emitting wavelength (nm)	External quantum efficiency (%)	Life LT50 (h)
Example 1	Example Compound 3	450	9.2	11.4
Example 2	Example Compound 1	455	9.8	36.4
Example 3	Example Compound 17	452	10.5	51.4
Example 4	Example Compound 18	453	10.8	52.1
Example 5	Example Compound 12	463	13.2	58.4
Example 6	Example Compound 14	482	10.9	3.7
Example 7	Example Compound 15	490	11.4	4.8
Example 8	Example Compound 21	487	14.4	10.9
Example 9	Example Compound 35	482	13.8	12.8
Example 10	Example Compound 36	484	14.6	11.9
Example 11	Example Compound 23	454	14.9	37.9
Example 12	Example Compound 50	460	10.9	19.8
Example 13	Example Compound 52	466	12.8	39.0
Example 14	Example Compound 54	464	14.7	29.4
Example 15	Example Compound 51	465	14.2	52.0
Example 16	Example Compound 57	468	14.4	22.6
Example 17	Example Compound 75	478	13.8	6.7
Example 18	Example Compound 76	487	15.2	10.8
Example 19	Example Compound 85	482	14.7	11.9
Example 20	Example Compound 78	484	15.9	19.1
Comparative Example 1	Comparative Compound c1	448	4.6	3.0
Comparative Example 2	Comparative Compound c2	498	6.3	2.5
Comparative Example 3	Comparative Compound c3	473	3.1	0.6
Comparative Example 4	Comparative Compound c4	452	7.8	2.8

TABLE 1-continued

Device manufacturing example	Dopant material of emission layer	Light-emitting wavelength (nm)	External quantum efficiency (%)	Life LT50 (h)
Comparative Example 5	Comparative Compound c5	472	8.3	1.7

[0224] Referring to Table 1, Examples 1 to 20 showed increased emission efficiency and life when compared to those of Comparative Examples 1 to 5. More particularly, Examples 1 to 20 emitted light with similar wavelength as Comparative Examples 1 to 5, which include dopant materials with similar structures, and showed increased emission efficiency and device life.

[0225] The Example Compounds included in Examples 1 to 20 have a condensed structure via crosslinking a polycyclic which is an electron acceptor via Si or Ge. Due to such a structure, the difference of the lowest triplet energy level value and the lowest singlet energy level value of the polycyclic compound represented by Formula 1 is decreased, and intersystem crossing of singlet-triplet may be promoted. Accordingly, an organic electroluminescence device using each of the Example Compounds as a dopant material may efficiently emit thermally activated delayed fluorescence (TADF) without loss of the energy of triplet excitons. Accordingly, Examples 1 to 5 may secure high emission efficiency and long life.

[0226] Comparative Compounds c1, c3, c4 and c5 correspond to Formula 1 where X is O, that is, correspond to a case of crosslinking via an oxygen atom. Example Compounds correspond to Formula 1 where X is Si or Ge, and in this case, electron accepting properties of an electron accepting group become strong. Accordingly, if connected with an electron donating part, overlap of HOMO and LUMO of a molecule may be further reduced, and difference between singlet-triplet energy levels may be further reduced. As a result, reverse intersystem crossing may be promoted. Therefore, Examples 1 to 20 achieved improved efficiency and life when compared to those of Comparative Examples 1, 3, 4 and 5.

[0227] Comparative Compounds c2 and c3 have a structure including an electron acceptor containing boron. In Comparative Compound c2, a ring included in an electron acceptor does not have a crosslinked structure, and HOMO and LUMO of a molecule may be insufficiently separated, and difference between singlet-triplet energy levels may not be sufficiently reduced. As a result, the possibility of reverse intersystem crossing between singlet-triplet may be reduced when compared to the examples. Therefore, Comparative Example 2 showed inferior efficiency and shorter life than Examples 1 to 20.

[0228] The organic electroluminescence device according to an embodiment of the inventive step has excellent efficiency.

[0229] The organic electroluminescence device according to an embodiment of the inventive step may achieve long life.

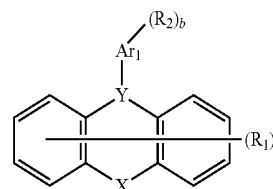
[0230] The polycyclic compound according to an embodiment of the inventive concept may be applied to an organic electroluminescence device and may contribute to high efficiency and long life.

[0231] Although the exemplary embodiments of the present invention have been described, it is understood that the present invention should not be limited to these exemplary embodiments but various changes and modifications can be made by one ordinary skilled in the art within the spirit and scope of the present invention as hereinafter claimed.

What is claimed is:

1. An organic electroluminescence device, comprising: a first electrode; a hole transport region disposed on the first electrode; an emission layer disposed on the hole transport region; an electron transport region disposed on the emission layer; and a second electrode disposed on the electron transport region, wherein the emission layer comprises a polycyclic compound represented by the following Formula 1:

[Formula 1]



in Formula 1,

Y is B, P=O, or P=S,

each of R₁ and R₂ is independently a hydrogen atom, a deuterium atom, a halogen atom, a substituted or unsubstituted amine group, a substituted or unsubstituted silyl group, a substituted or unsubstituted boryl group, a substituted or unsubstituted aralkyl group having 6 to 30 carbon atoms, a substituted or unsubstituted aryloxy group having 6 to 30 carbon atoms, a substituted or unsubstituted arylthio group having 6 to 30 carbon atoms, a substituted or unsubstituted phosphine group, a substituted or unsubstituted phosphine oxide group, a substituted or unsubstituted phosphine sulfide group, a substituted or unsubstituted alkyl group having 1 to 20 carbon atoms, a substituted or unsubstituted aryl group having 6 to 30 carbon atoms for forming a ring, or a substituted or unsubstituted heteroaryl group having 2 to 30 carbon atoms for forming a ring, or may be combined with an adjacent group to form a hydrocarbon ring or a heterocycle,

at least one of R₁ or R₂ is NAr₂Ar₃,

each of Ar₁ to Ar₃ is independently a substituted or unsubstituted aryl group having 6 to 30 carbon atoms for forming a ring, or a substituted or unsubstituted heteroaryl group having 2 to 30 carbon atoms for

forming a ring, where Ar_2 and Ar_3 may be combined with each other to form a hydrocarbon ring or a heterocycle,

X is SiR_3R_4 , or GeR_5R_6 ,

each of R_3 to R_6 is independently a substituted or unsubstituted alkyl group having 1 to 20 carbon atoms, a substituted or unsubstituted aryl group having 6 to 30 carbon atoms for forming a ring, or a substituted or unsubstituted heteroaryl group having 2 to 30 carbon atoms for forming a ring,

“a” is an integer between 0 and 8, inclusive,

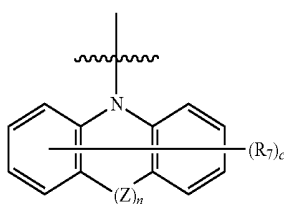
“b” is an integer between 0 and 5, inclusive,

$a+b \neq 0$,

if R_1 is NAr_2Ar_3 , “a” is an integer between 1 and 8, inclusive, and

if R_2 is NAr_2Ar_3 , “b” is an integer between 1 and 5, inclusive.

2. The organic electroluminescence device of claim 1, wherein at least one of R_1 or R_2 is represented by the following Formula 2:



[Formula 2]

in Formula 2,

Z is a direct linkage, O, S, Se, NAr_{11} , $POAr_{12}$, $CAr_{14}Ar_{15}$, $SiAr_{16}Ar_{17}$, $GeAr_{18}Ar_{19}$, or BAr_{20} ,

n is 0 or 1,

each one of Ar_{11} to Ar_{20} is independently a substituted or unsubstituted alkyl group having 1 to 20 carbon atoms, a substituted or unsubstituted aryl group having 6 to 30 carbon atoms for forming a ring, or a substituted or unsubstituted heteroaryl group having 2 to 30 carbon atoms for forming a ring, or may be combined with an adjacent group to form a hydrocarbon ring or a heterocycle,

R_7 is a hydrogen atom, a deuterium atom, a halogen atom, a substituted or unsubstituted amine group, a substituted or unsubstituted alkyl group having 1 to 20 carbon atoms, a substituted or unsubstituted aryl group having 6 to 30 carbon atoms for forming a ring, or a substituted or unsubstituted heteroaryl group having 2 to 30 carbon atoms for forming a ring, and

“c” is an integer between 0 and 8, inclusive.

3. The organic electroluminescence device of claim 2, wherein

“b” is 1, and

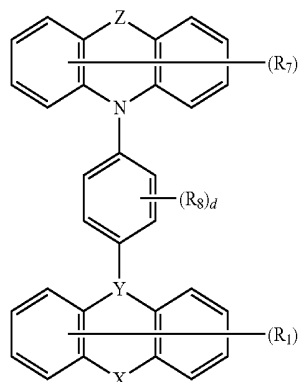
R_2 is represented by Formula 2.

4. The organic electroluminescence device of claim 2, wherein

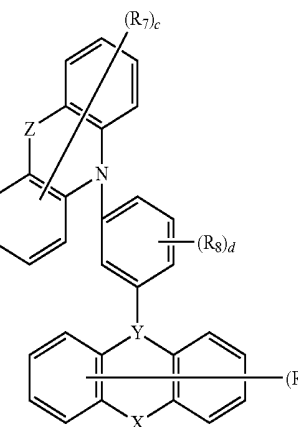
“a” is 1 or 2, and

R_1 is represented by Formula 2.

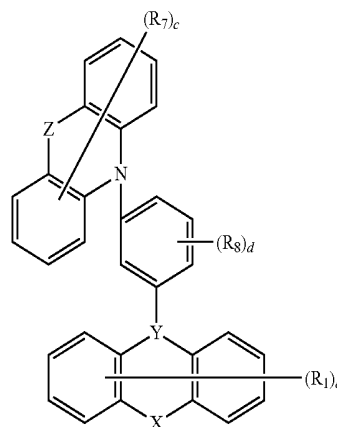
5. The organic electroluminescence device of claim 2, wherein the polycyclic compound represented by Formula 1 is represented by at least one of the following Formulae 3-1 to 3-3:



[Formula 3-1]



[Formula 3-2]



[Formula 3-3]

in Formulae 3-1 to 3-3,

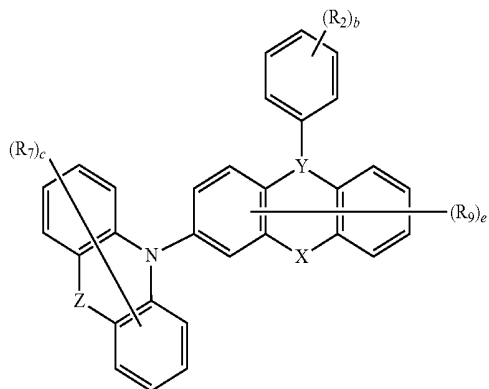
R_8 is a hydrogen atom, a deuterium atom, a halogen atom, a substituted or unsubstituted alkyl group having 1 to 20 carbon atoms, a substituted or unsubstituted aryl group having 6 to 30 carbon atoms for forming a ring, or a substituted or unsubstituted heteroaryl group having 2 to 30 carbon atoms for forming a ring,

“d” is an integer between 0 and 4, inclusive, and

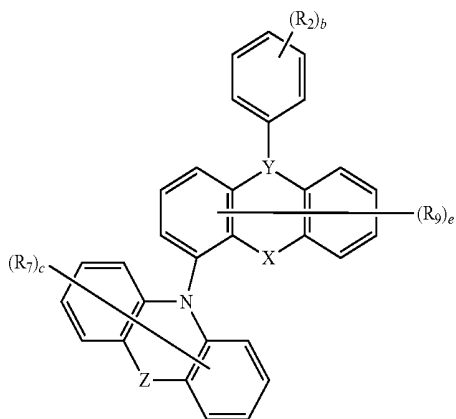
R_1 , R_7 , “a”, “c”, X, Y, and Z are the same as defined in claims 1 and 2.

6. The organic electroluminescence device of claim 2, wherein the polycyclic compound represented by Formula 1 is represented by one of the following Formulae 4-1 to 4-4:

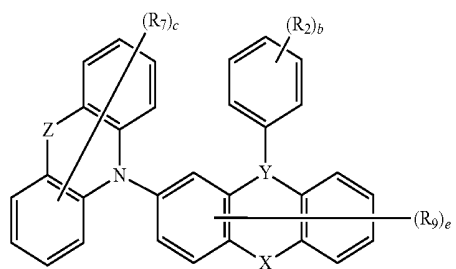
[Formula 4-1]



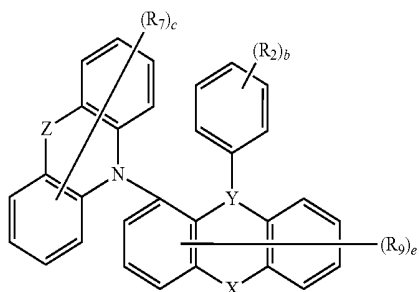
[Formula 4-2]



[Formula 4-3]



[Formula 4-4]



in Formulae 4-1 to 4-4,
each one of R_2 and R_9 is independently a hydrogen atom, a deuterium atom, a halogen atom, a substituted or unsubstituted alkyl group having 1 to 20 carbon atoms, a substituted or unsubstituted aryl group having 6 to 30 carbon atoms for forming a ring, or a substituted or unsubstituted heteroaryl group having 2 to 30 carbon

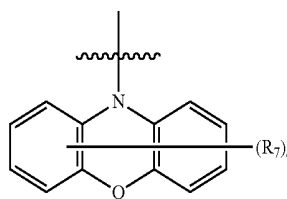
atoms for forming a ring, or may be combined with an adjacent group to form a hydrocarbon ring or a heterocycle,

“e” is an integer between 0 and 7, inclusive, and

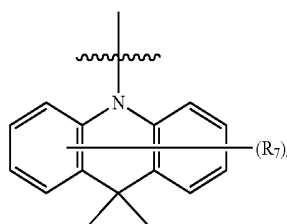
R_7 , “b”, “c”, X, Y, and Z are the same as defined in claims 1 and 2.

7. The organic electroluminescence device of claim 2, wherein at least one of R_1 or R_2 is represented by one of the following Formulae 2-1 to 2-14:

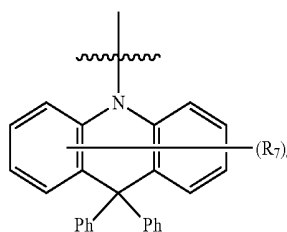
[Formula 2-1]



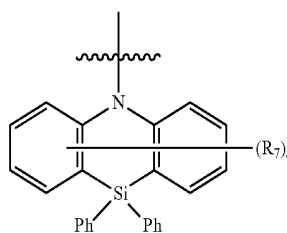
[Formula 2-2]



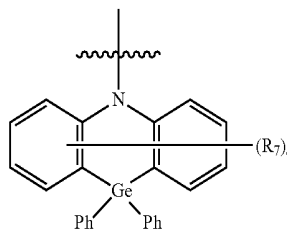
[Formula 2-3]



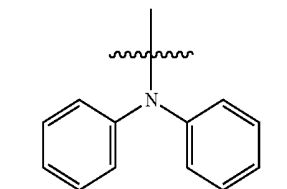
[Formula 2-4]



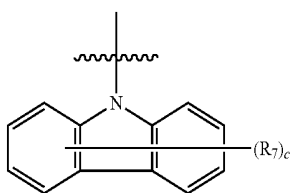
[Formula 2-5]



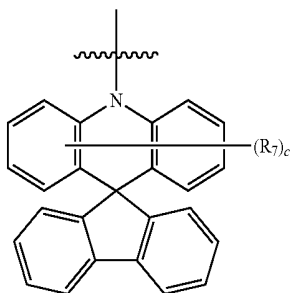
[Formula 2-6]



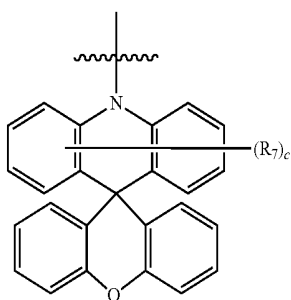
-continued



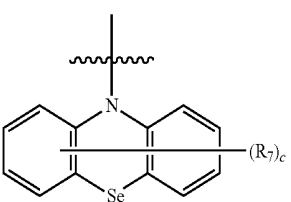
[Formula 2-7]



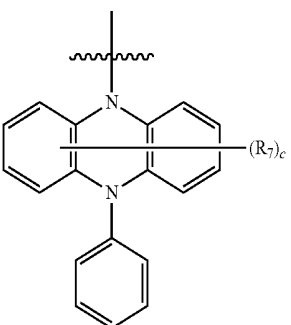
[Formula 2-8]



[Formula 2-9]

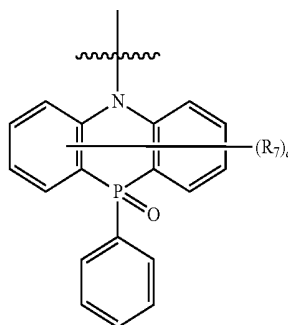


[Formula 2-10]

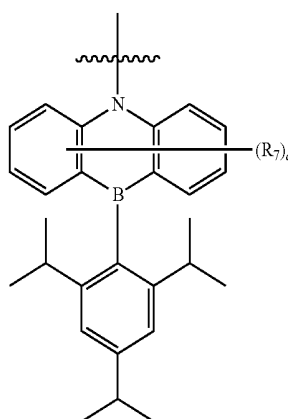


[Formula 2-11]

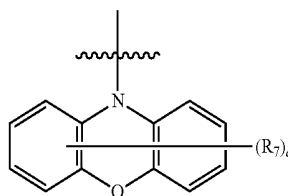
-continued



[Formula 2-12]



[Formula 2-13]



[Formula 2-14]

in Formulae 2-1 to 2-14,

R_7 , and “c” are the same as defined in claims 1 and 2.

8. The organic electroluminescence device of claim 1, wherein each of R_3 to R_6 is independently a substituted or unsubstituted alkyl group having 3 to 10 carbon atoms, or a substituted or unsubstituted phenyl group.

9. The organic electroluminescence device of claim 1, wherein

the emission layer comprises a host and a dopant, and

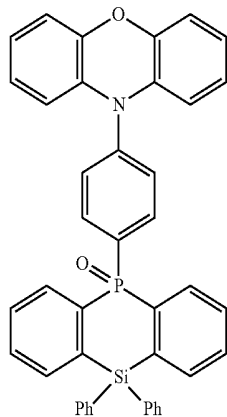
the dopant comprises the polycyclic compound represented by Formula 1.

10. The organic electroluminescence device of claim 1, wherein the polycyclic compound represented by Formula 1 has an energy difference ($\Delta E_{S_1-T_1}$) between the lowest singlet energy level (S_1) and the lowest triplet energy level (T_1) of 0.2 eV or less.

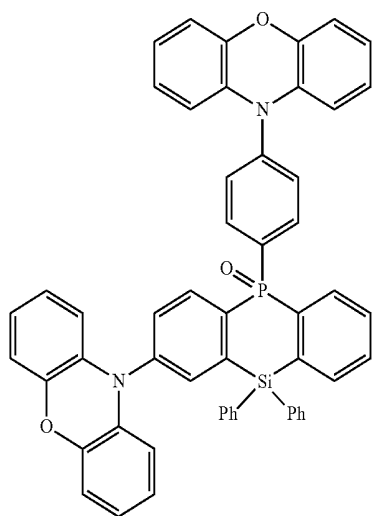
11. The organic electroluminescence device of claim 1, wherein the maximum light-emitting wavelength of the emission layer is 510 nm or less.

12. The organic electroluminescence device of claim 1, wherein the polycyclic compound represented by Formula 1 is at least one selected from compounds represented in the following Compound Group 1:

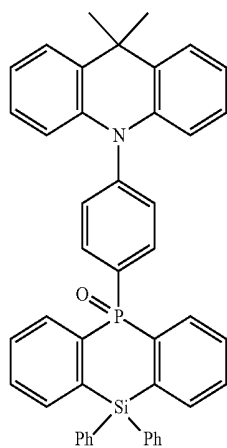
[Compound Group 1]



1



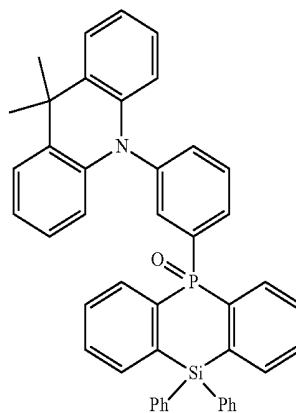
2



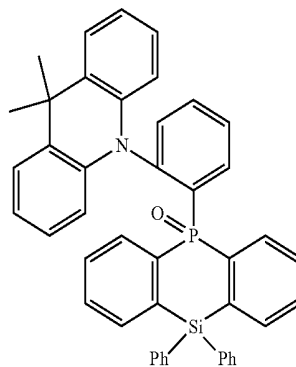
3

-continued

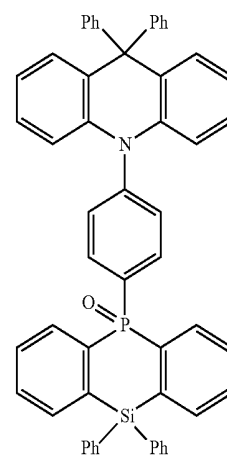
4



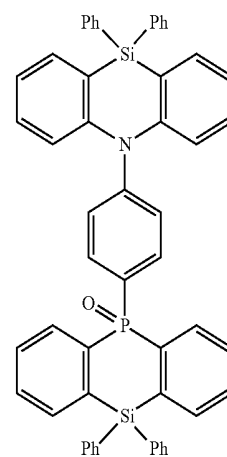
5



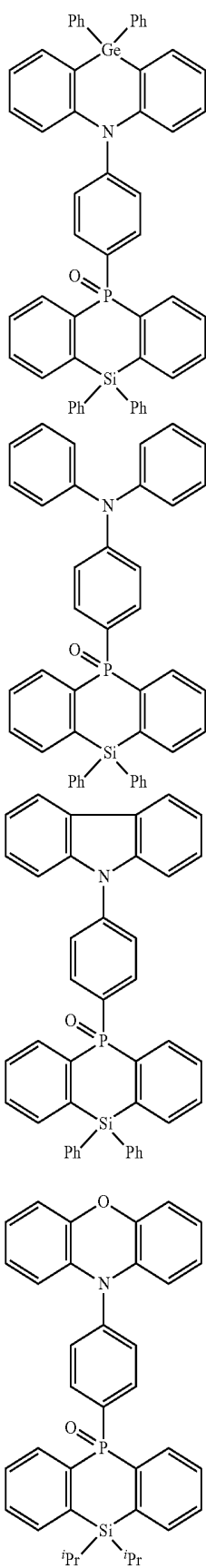
6



7



-continued



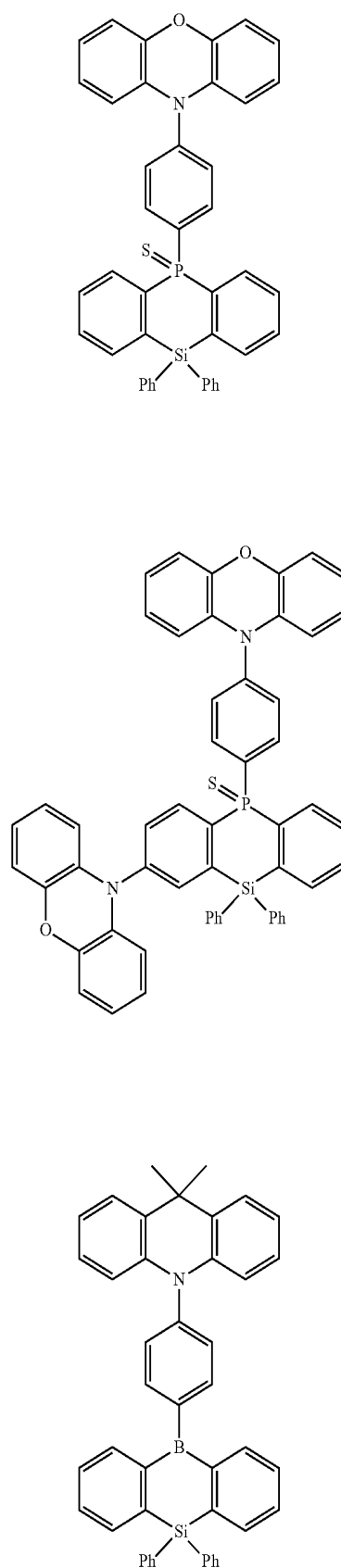
8

9

10

11

-continued

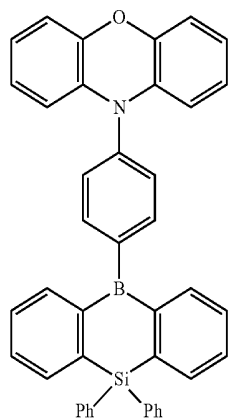


12

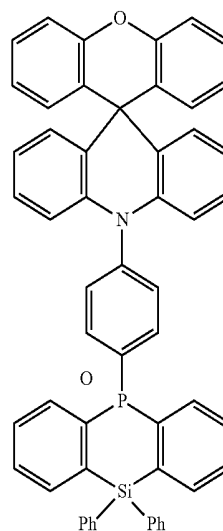
13

14

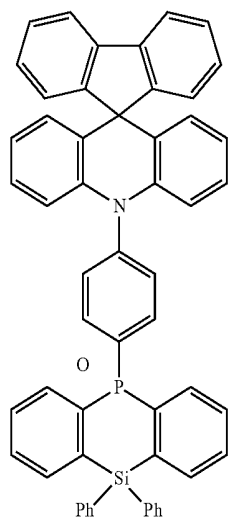
-continued



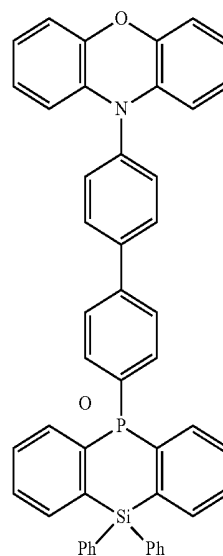
-continued



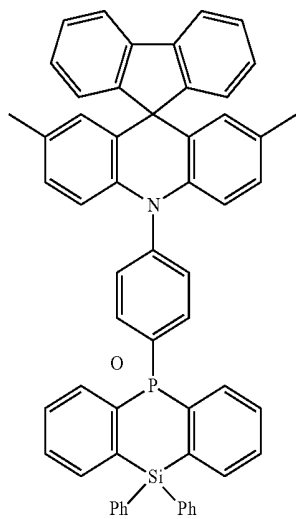
16



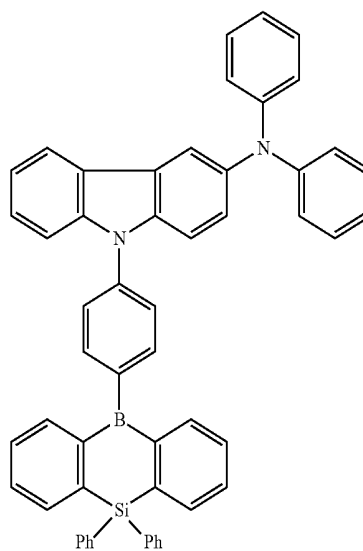
19



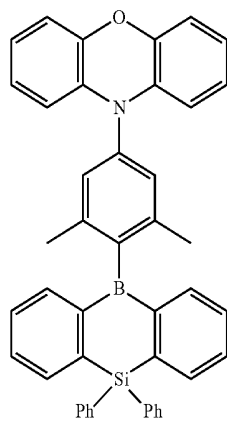
17



20

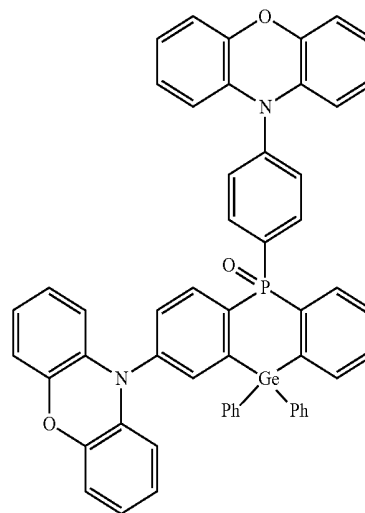


-continued



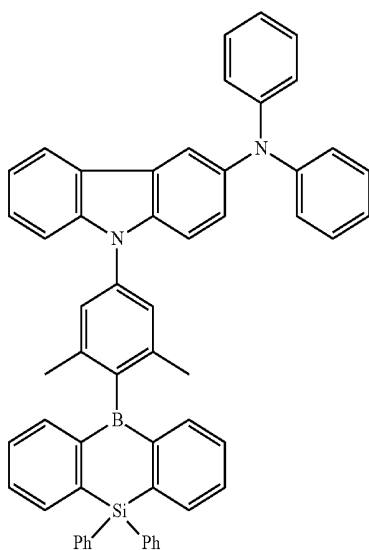
21

-continued

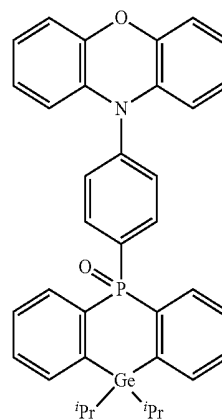


24

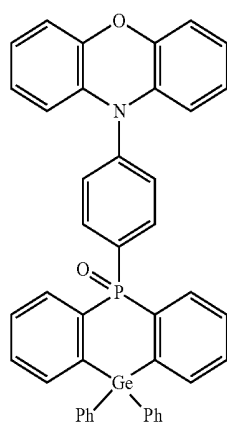
22



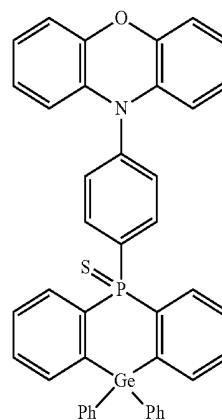
25



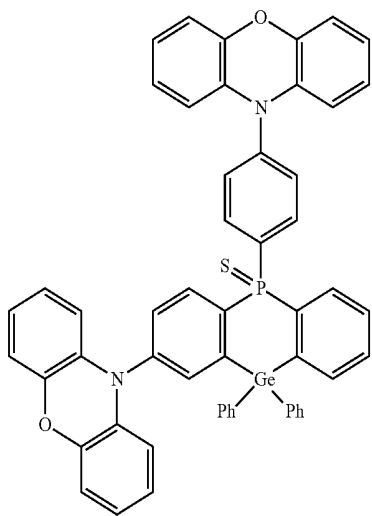
23



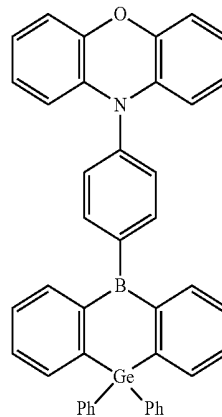
26



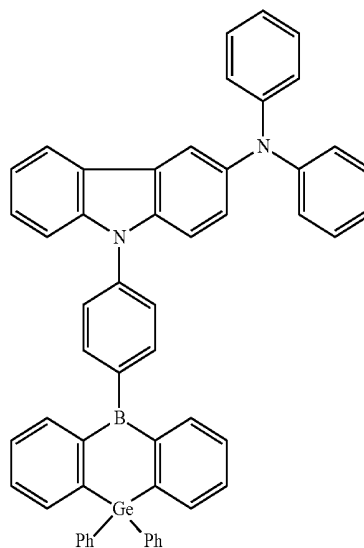
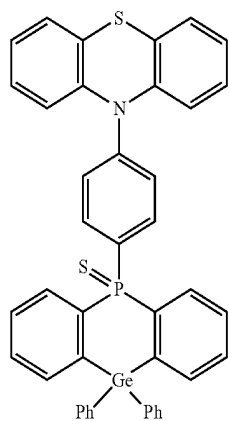
-continued



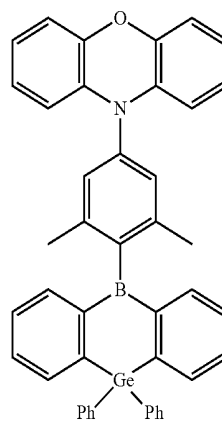
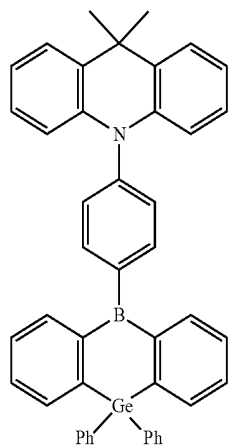
-continued



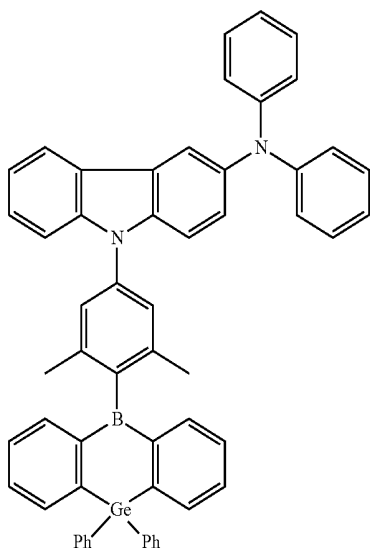
28



29

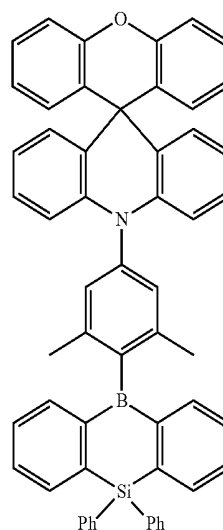


-continued



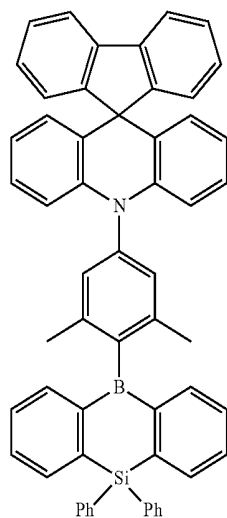
33

-continued

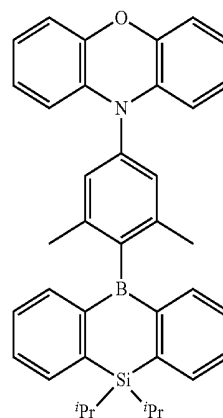


36

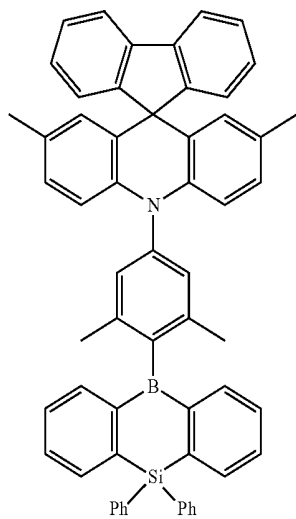
34



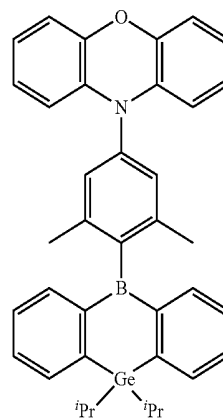
37



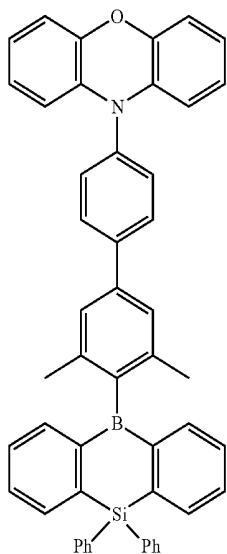
35



38

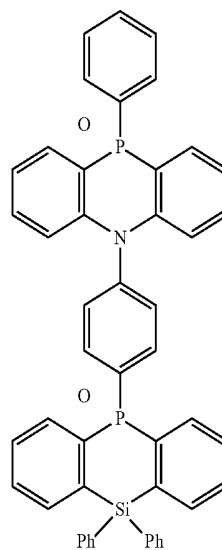


-continued

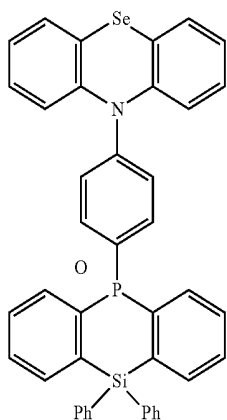


39

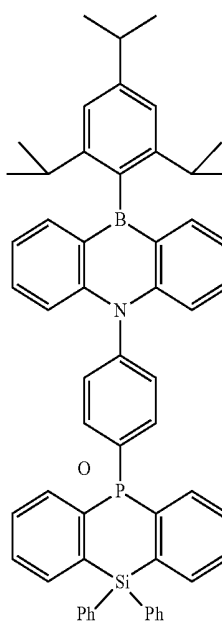
-continued



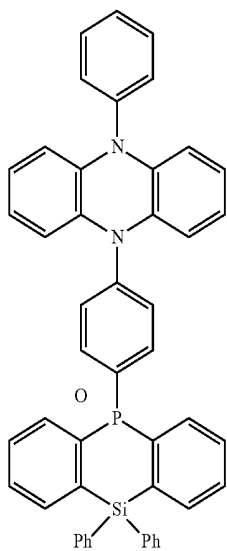
42



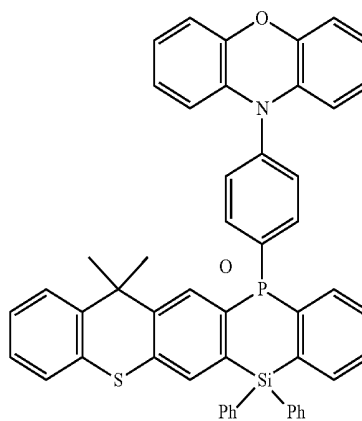
40



43

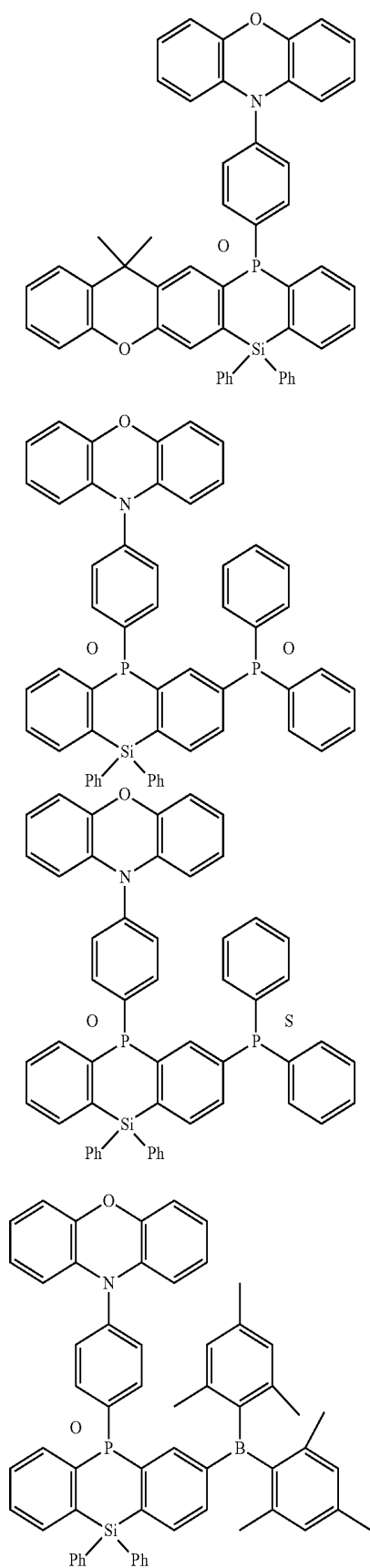


41



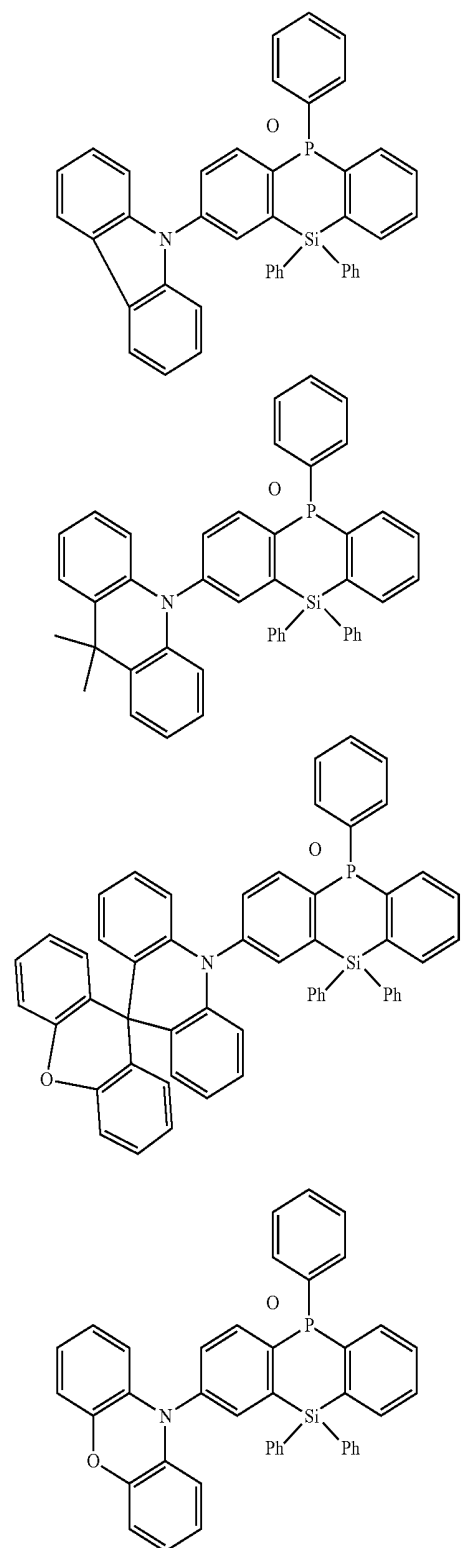
44

-continued

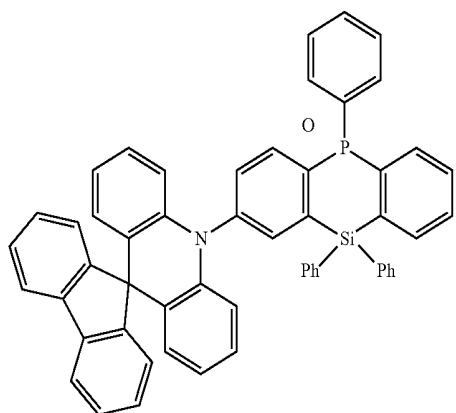


13. The organic electroluminescence device of claim 1, wherein the polycyclic compound represented by Formula 1 is at least one selected from compounds represented in the following Compound Group 2:

[Compound Group 2]

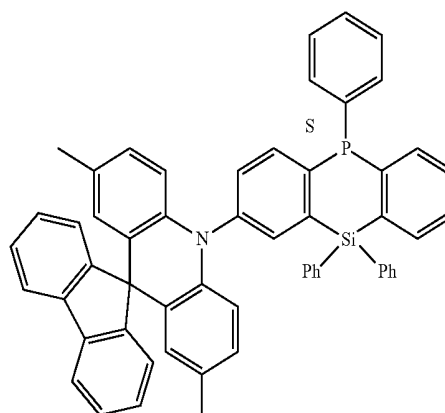


-continued

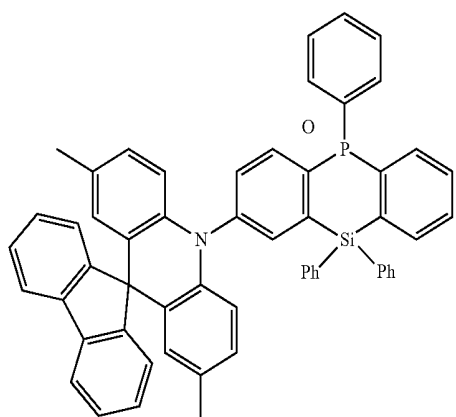


53

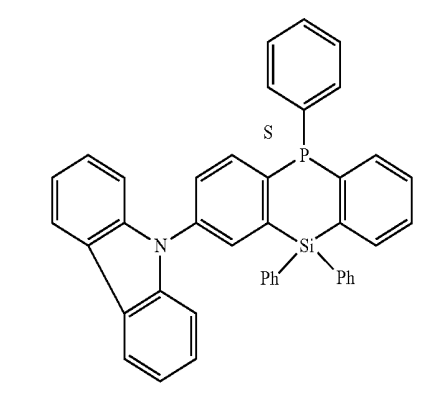
-continued



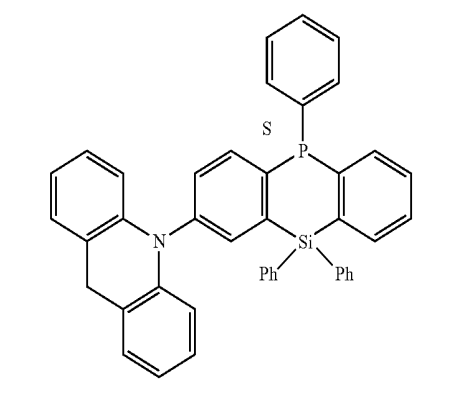
57



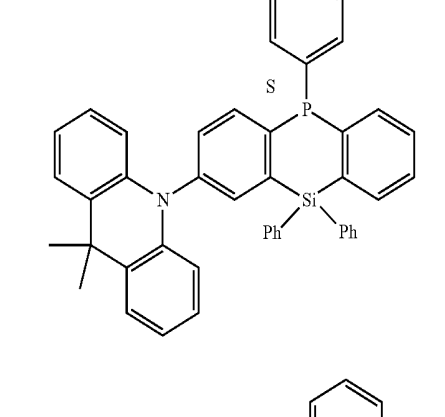
54



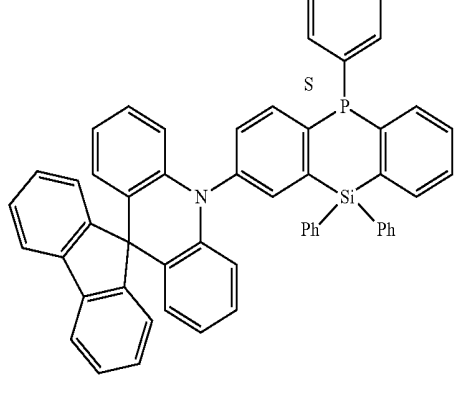
58



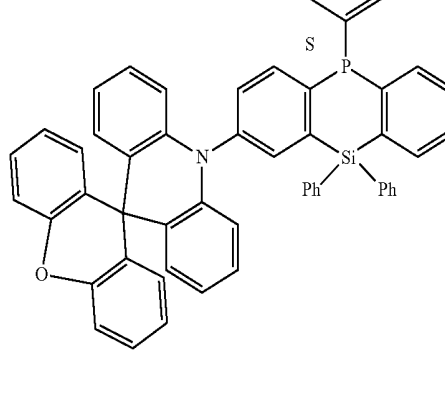
55



59

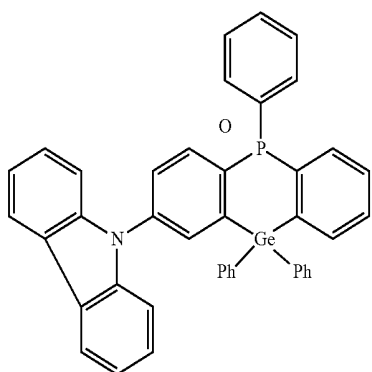


56

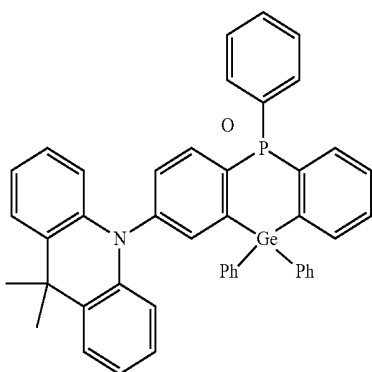


60

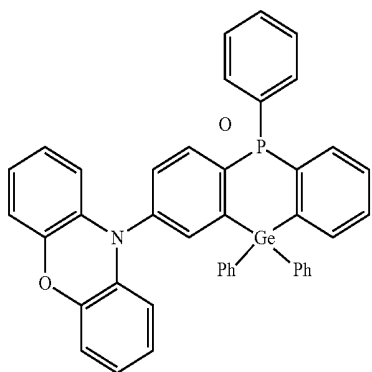
-continued



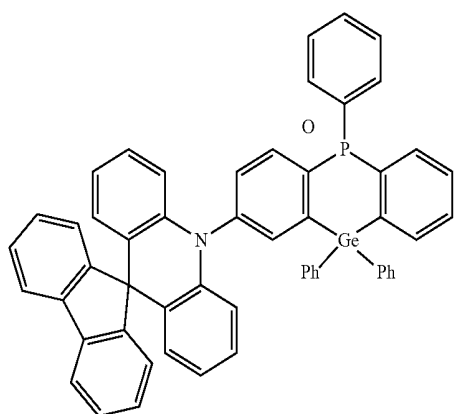
61



62

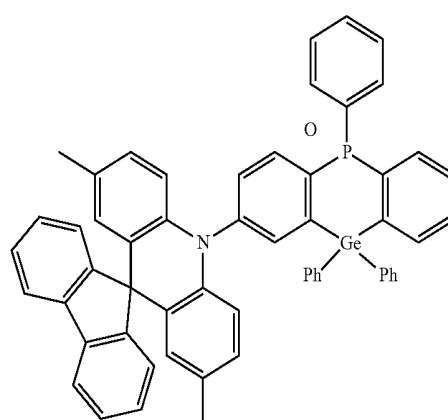


63

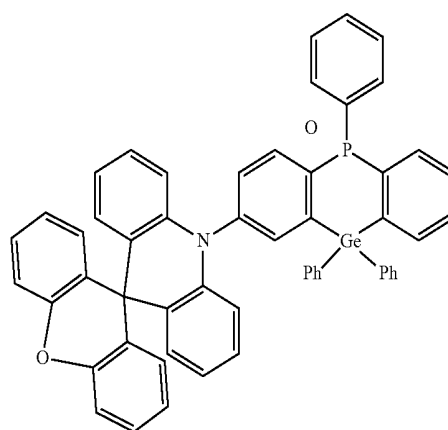


64

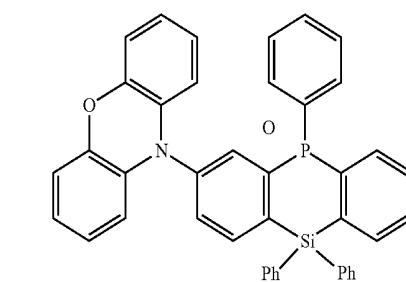
-continued



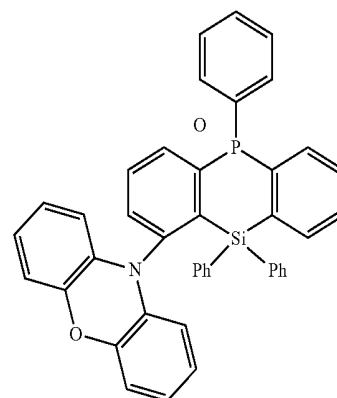
65



66

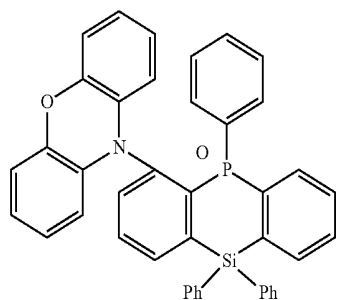


67

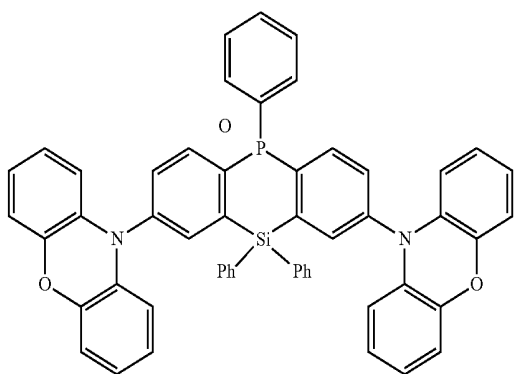


68

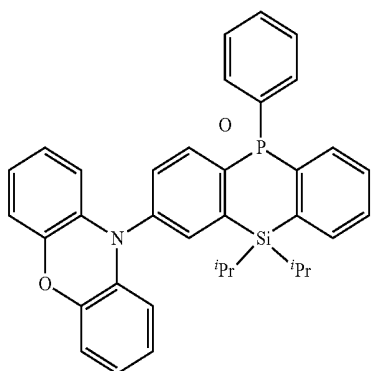
-continued



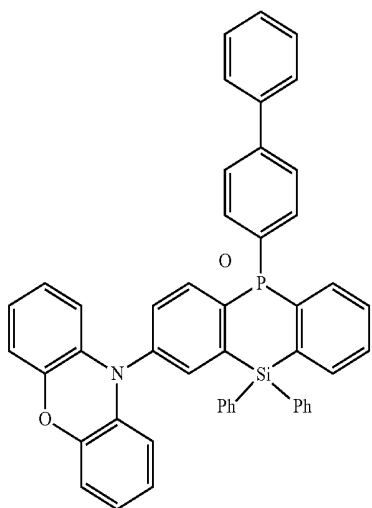
69



70

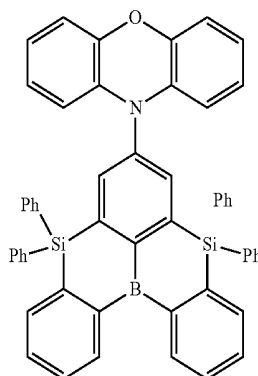


71

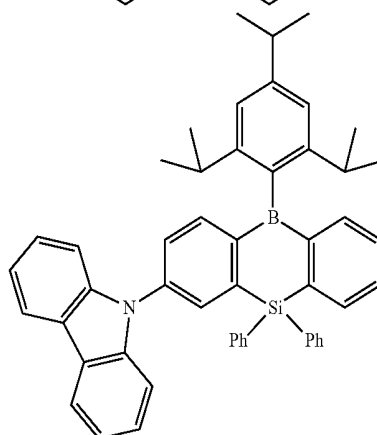


72

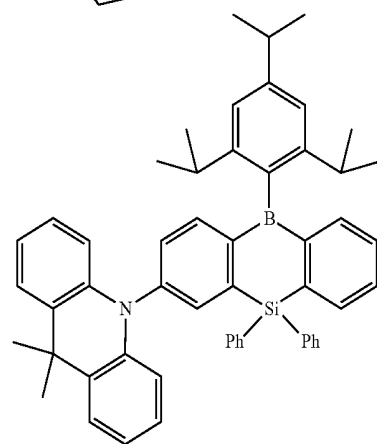
-continued



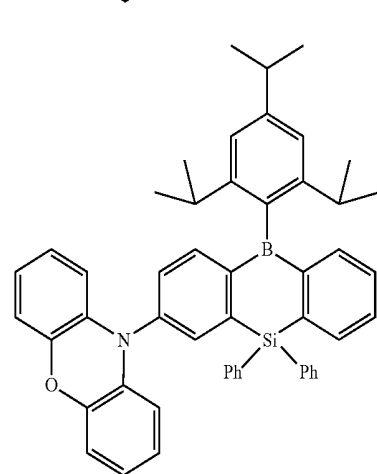
73



74

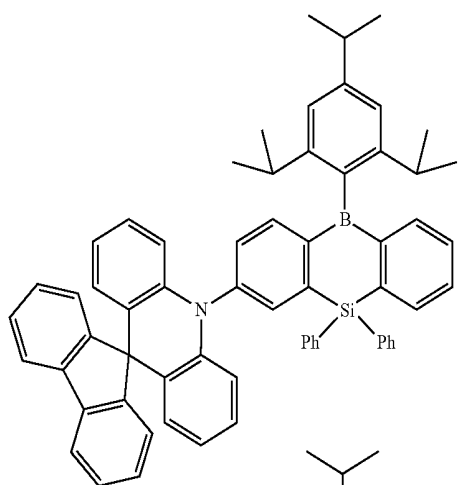


75



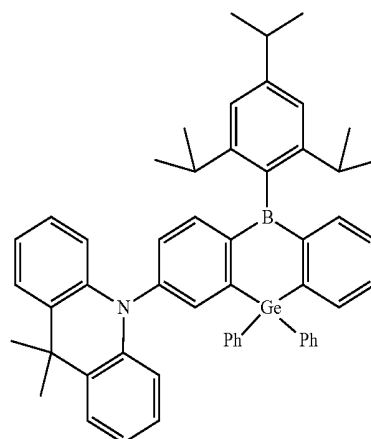
76

-continued



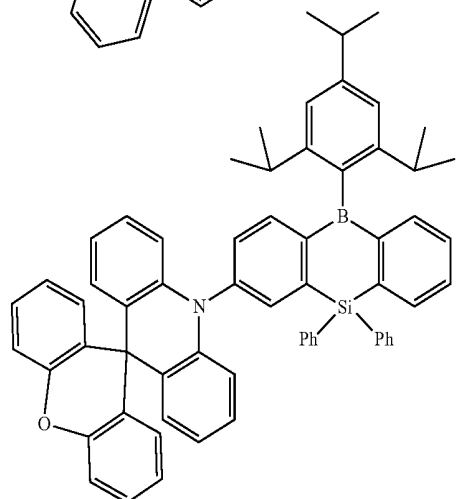
77

-continued

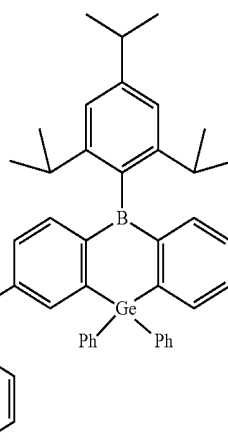


81

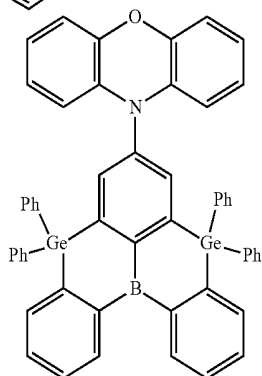
78



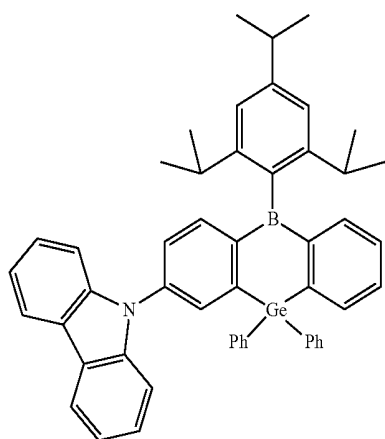
79



82

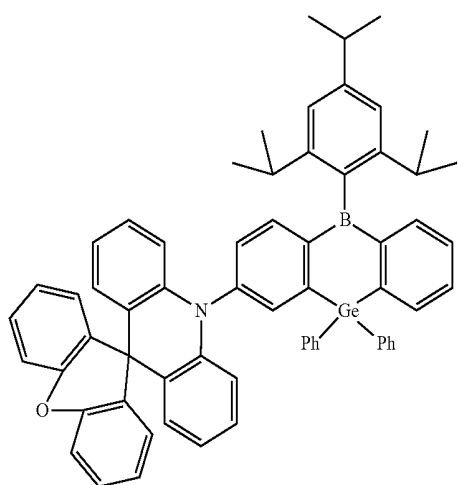


80



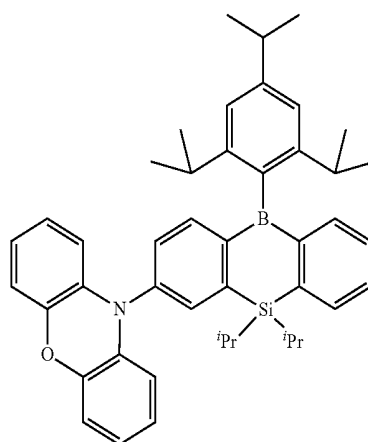
83

-continued

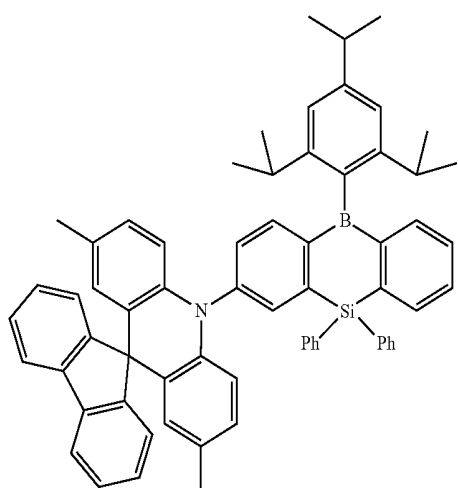


84

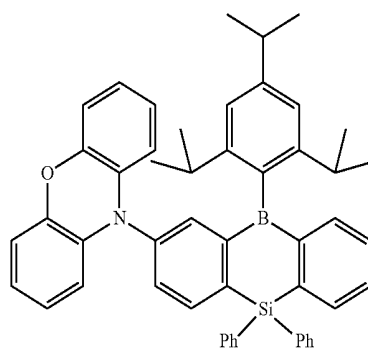
-continued



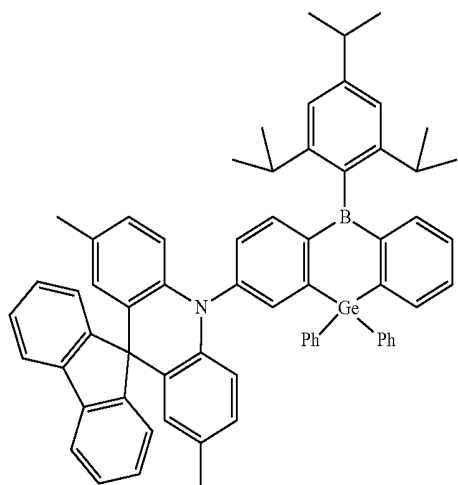
87



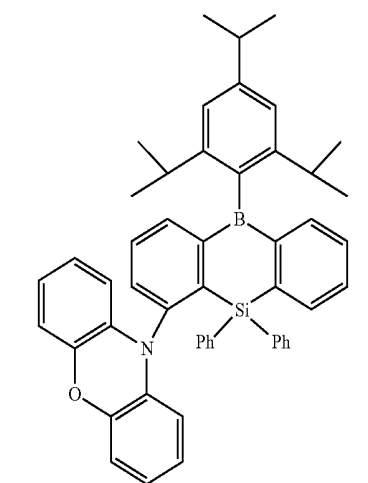
85



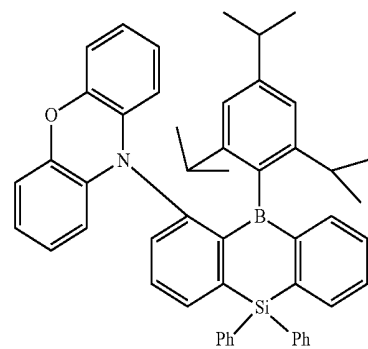
88



86

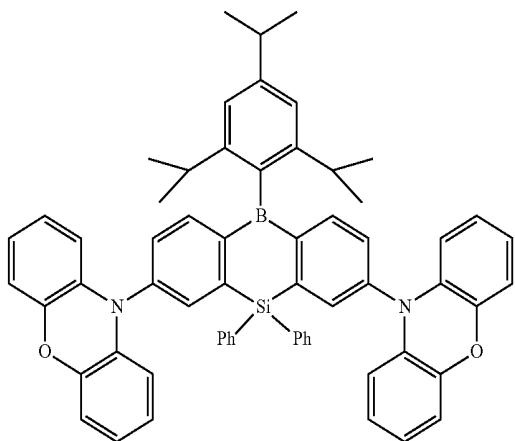


89



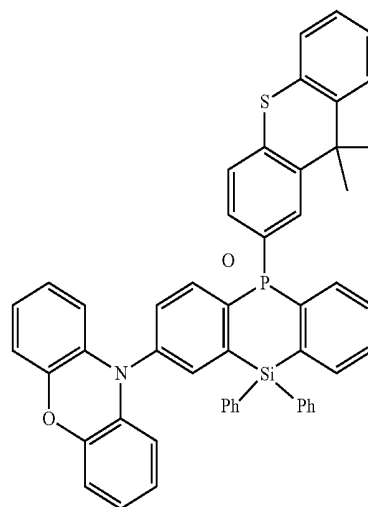
90

-continued



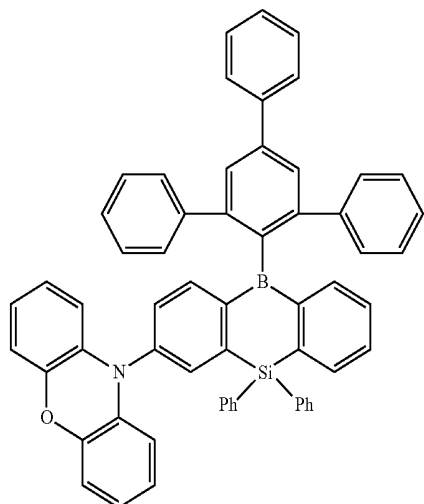
91

-continued

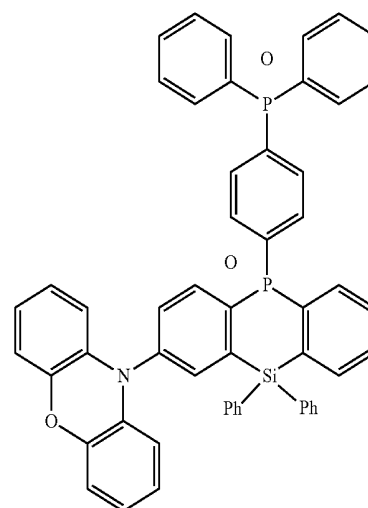


92

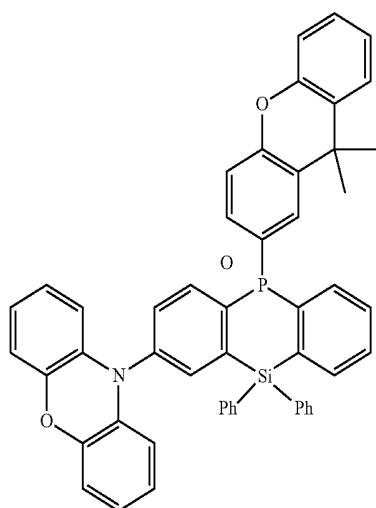
94



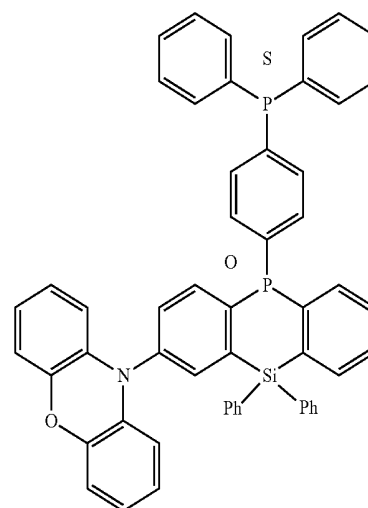
93



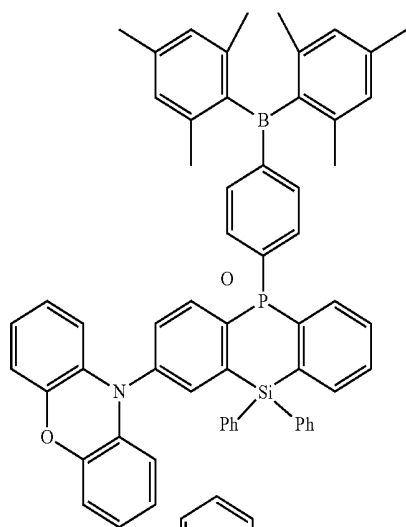
95



96

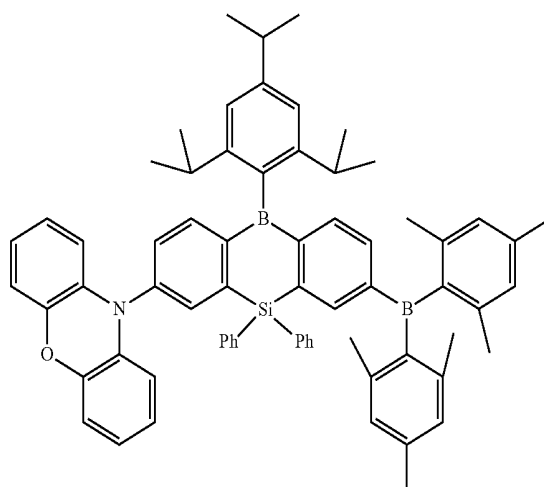


-continued



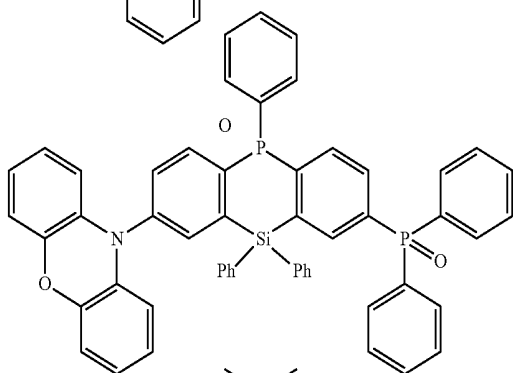
97

-continued

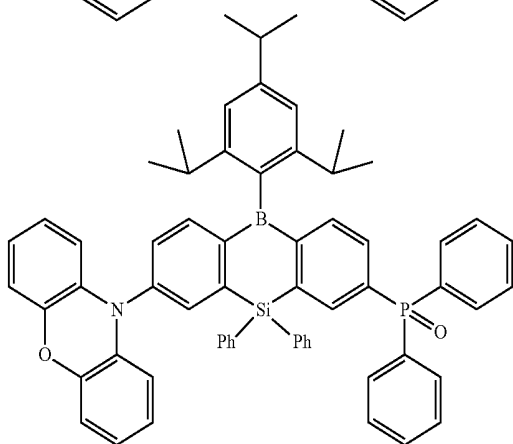


101

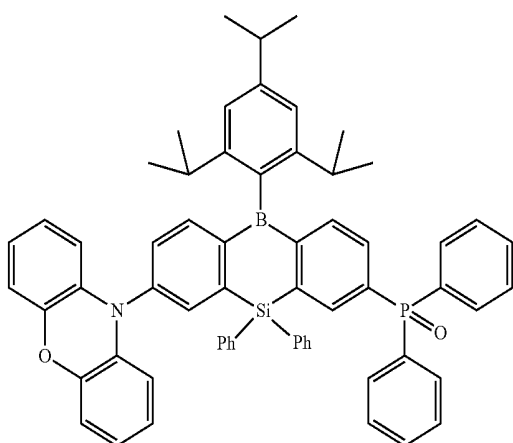
98



99

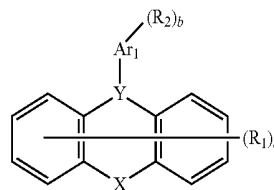


100



14. A polycyclic compound represented by the following Formula 1:

[Formula 1]



in Formula 1,

Y is B, P=O, or P=S,

each of R_1 and R_2 is independently a hydrogen atom, a deuterium atom, a halogen atom, a substituted or unsubstituted amine group, a substituted or unsubstituted silyl group, a substituted or unsubstituted boryl group, a substituted or unsubstituted aralkyl group having 6 to 30 carbon atoms, a substituted or unsubstituted aryloxy group having 6 to 30 carbon atoms, a substituted or unsubstituted arylthio group having 6 to 30 carbon atoms, a substituted or unsubstituted phosphine group, a substituted or unsubstituted phosphine oxide group, a substituted or unsubstituted phosphine sulfide group, a substituted or unsubstituted alkyl group having 1 to 20 carbon atoms, a substituted or unsubstituted aryl group having 6 to 30 carbon atoms for forming a ring, or a substituted or unsubstituted heteroaryl group having 2 to 30 carbon atoms for forming a ring, or may be combined with an adjacent group to form a hydrocarbon ring or a heterocycle,

at least one of R_1 or R_2 is NR_2Ar_3 ,

each of Ar_1 to Ar_3 is independently a substituted or unsubstituted aryl group having 6 to 30 carbon atoms for forming a ring, or a substituted or unsubstituted heteroaryl group having 2 to 30 carbon atoms for forming a ring, where Ar_2 and Ar_3 may be combined with each other to form a hydrocarbon ring or a heterocycle,

X is SiR_3R_4 , or GeR_3R_6 ,

each of R_3 to R_6 is independently a substituted or unsubstituted alkyl group having 1 to 20 carbon atoms, a substituted or unsubstituted aryl group having 6 to 30 carbon atoms for forming a ring, or a substituted or unsubstituted heteroaryl group having 2 to 30 carbon atoms for forming a ring,

“a” is an integer between 0 and 8, inclusive,

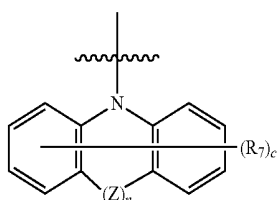
“b” is an integer between 0 and 5, inclusive,

$a+b \neq 0$,

if R_1 is NAr_2Ar_3 , “a” is an integer between 1 and 8, inclusive, and

if R_2 is NAr_2Ar_3 , “b” is an integer between 1 and 5, inclusive.

15. The polycyclic compound of claim **14**, wherein at least one of R_1 or R_2 is represented by the following Formula 2:



[Formula 2]

in Formula 2,

Z is a direct linkage, O, S, Se, NAr_1 , $POAr_{12}$, $CAr_{14}Ar_5$, $SiAr_{16}Ar_{17}$, $GeAr_{18}Ar_{19}$, or BAr_{20} ,

n is 0 or 1,

each of Ar_{11} to Ar_{20} is independently a substituted or unsubstituted alkyl group having 1 to 20 carbon atoms, a substituted or unsubstituted aryl group having 6 to 30 carbon atoms for forming a ring, or a substituted or unsubstituted heteroaryl group having 2 to 30 carbon atoms for forming a ring, or may be combined with an adjacent group to form a hydrocarbon ring or a heterocycle,

R_7 is a hydrogen atom, a deuterium atom, a halogen atom, a substituted or unsubstituted amine group, a substituted or unsubstituted alkyl group having 1 to 20 carbon atoms, a substituted or unsubstituted aryl group having 6 to 30 carbon atoms for forming a ring, or a substituted or unsubstituted heteroaryl group having 2 to 30 carbon atoms for forming a ring, and

“c” is an integer between 0 and 8, inclusive.

16. The polycyclic compound of claim **15**, wherein

“b” is 1, and

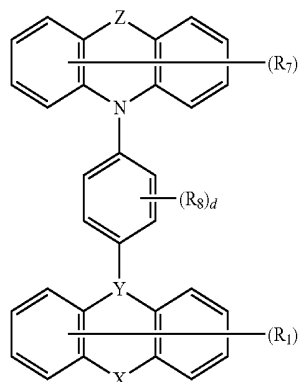
R_2 is represented by Formula 2.

17. The polycyclic compound of claim **15**, wherein

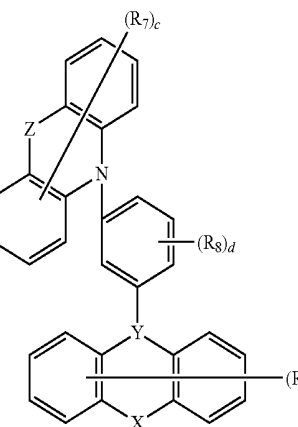
“a” is 1 or 2, and

R_1 is represented by Formula 2.

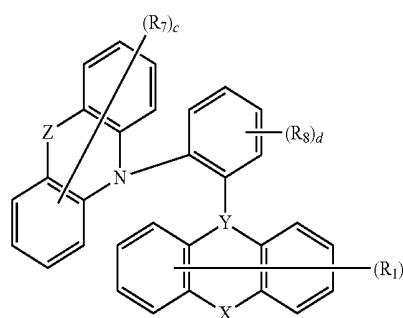
18. The polycyclic compound of claim **15**, wherein the polycyclic compound represented by Formula 1 is represented by one of the following Formulae 3-1 to 3-3:



[Formula 3-1]



[Formula 3-2]



[Formula 3-3]

in Formulae 3-1 to 3-3,

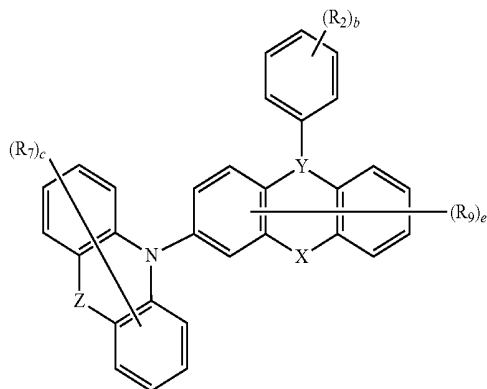
R_8 is a hydrogen atom, a deuterium atom, a halogen atom, a substituted or unsubstituted alkyl group having 1 to 20 carbon atoms, a substituted or unsubstituted aryl group having 6 to 30 carbon atoms for forming a ring, or a substituted or unsubstituted heteroaryl group having 2 to 30 carbon atoms for forming a ring,

“d” is an integer between 0 and 4, inclusive, and

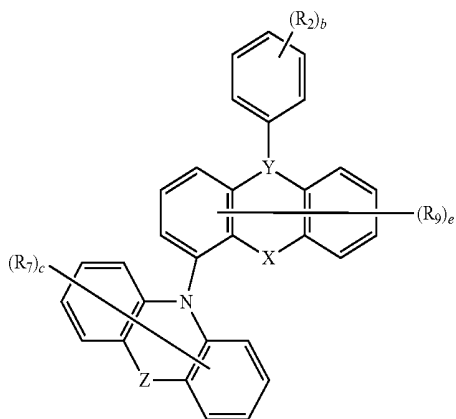
R_1 , R_7 , “a”, “c”, X, Y, and Z are the same as defined in claims **14** and **15**.

19. The polycyclic compound of claim **15**, wherein the polycyclic compound represented by Formula 1 is represented by one of the following Formulae 4-1 to 4-4:

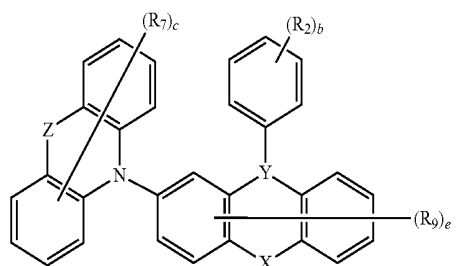
[Formula 4-1]



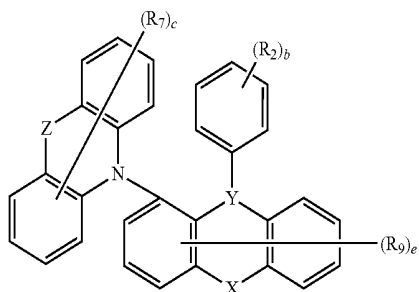
[Formula 4-2]



[Formula 4-3]



[Formula 4-4]



in Formulae 4-1 to 4-4,

each of R_2 and R_9 is independently a hydrogen atom, a deuterium atom, a halogen atom, a substituted or unsubstituted alkyl group having 1 to 20 carbon atoms, a substituted or unsubstituted aryl group having 6 to 30 carbon atoms for forming a ring, or a substituted or unsubstituted heteroaryl group having 2 to 30 carbon

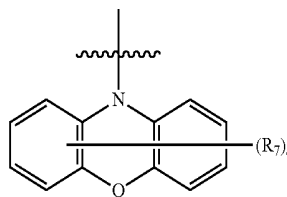
atoms for forming a ring, or may be combined with an adjacent group to form a hydrocarbon ring or a heterocycle,

“e” is an integer between 0 and 7, inclusive, and

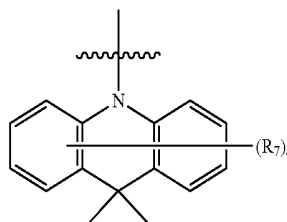
R_7 , “b”, “c”, X, Y, and Z are the same as defined in claims 14 and 15.

20. The polycyclic compound of claim 15, wherein at least one of R_1 or R_2 is represented by one of the following Formulae 2-1 to 2-14:

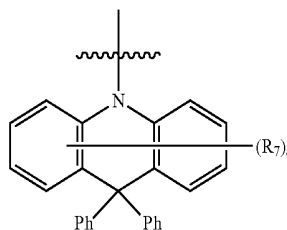
[Formula 2-1]



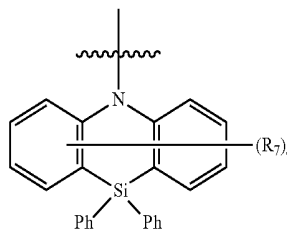
[Formula 2-2]



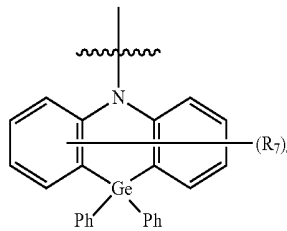
[Formula 2-3]



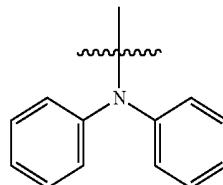
[Formula 2-4]



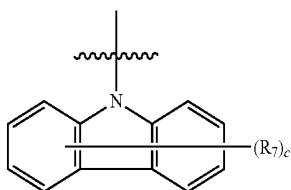
[Formula 2-5]



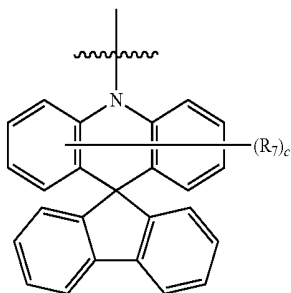
[Formula 2-6]



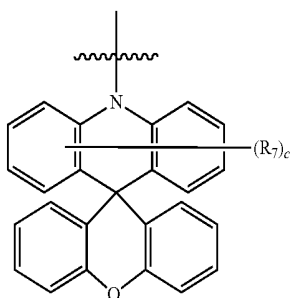
-continued



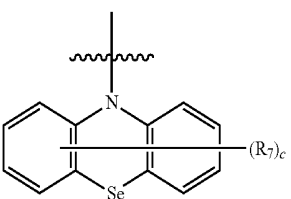
[Formula 2-7]



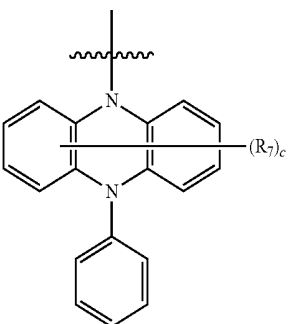
[Formula 2-8]



[Formula 2-9]

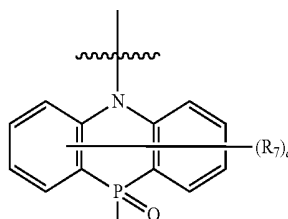


[Formula 2-10]

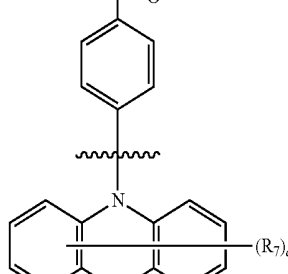


[Formula 2-11]

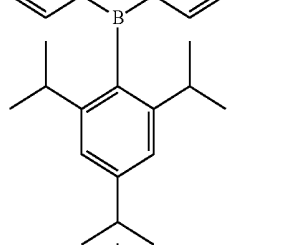
-continued



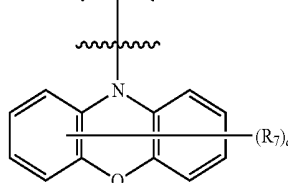
[Formula 2-12]



[Formula 2-13]



[Formula 2-14]



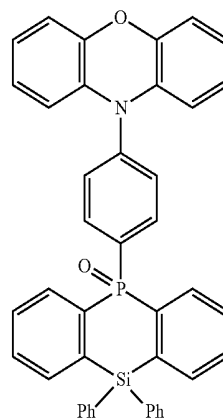
in Formulae 2-1 to 2-14,

R₇, and "c" are the same as defined in claims 14 and 15.

21. The polycyclic compound of claim 14, wherein each of R₃ to R₆ is independently a substituted or unsubstituted alkyl group having 3 to 10 carbon atoms, or a substituted or unsubstituted phenyl group.

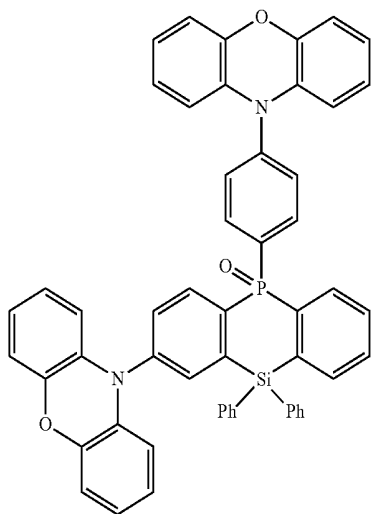
22. The polycyclic compound of claim 14, wherein the polycyclic compound represented by Formula 1 is one selected from compounds represented in the following Compound Group 1:

[Compound Group 1]

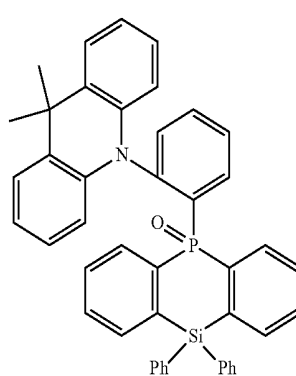


1

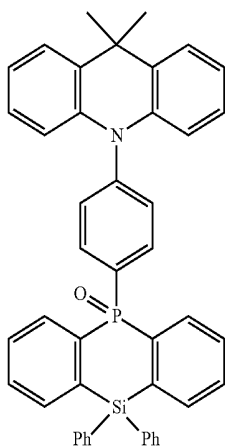
-continued



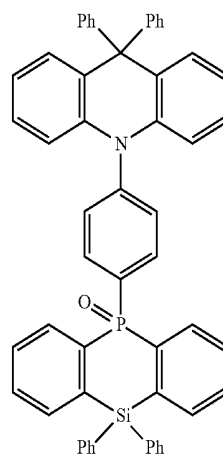
-continued



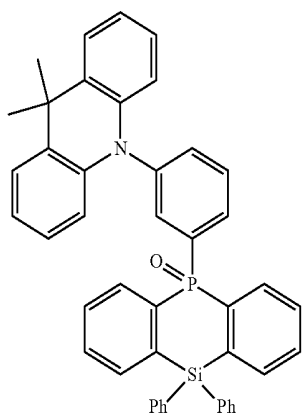
3



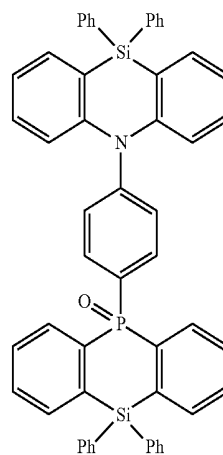
6



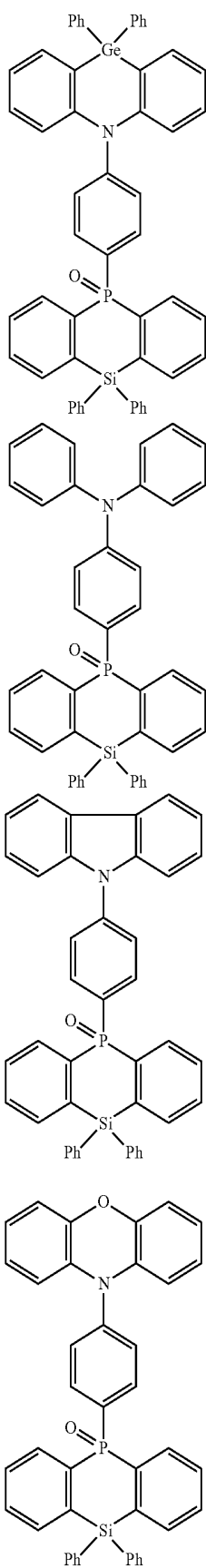
4



7



-continued



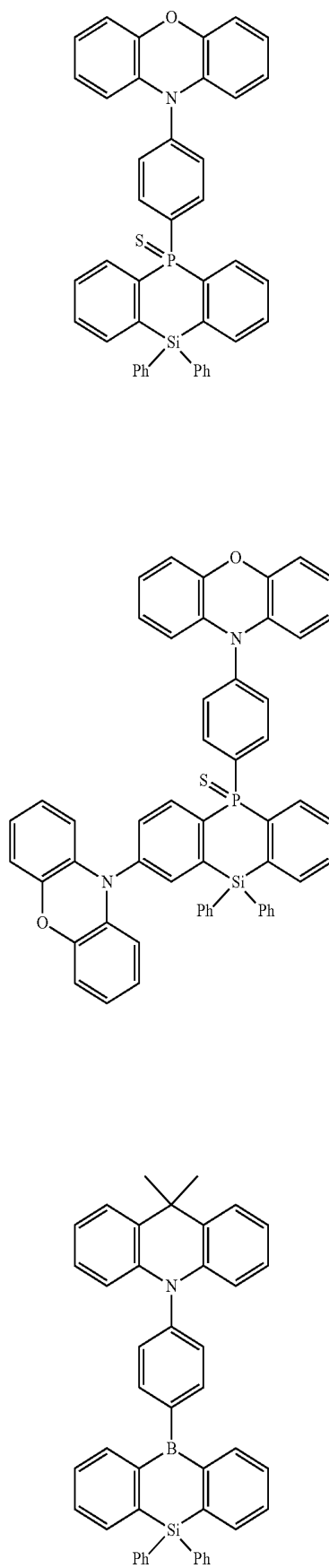
8

9

10

11

-continued

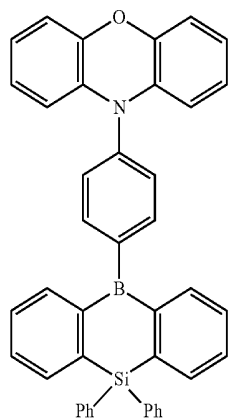


12

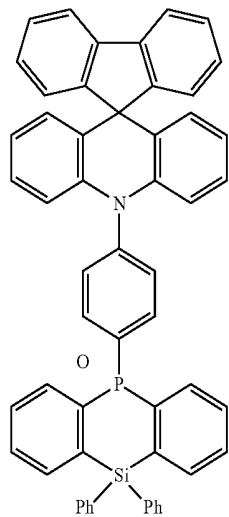
13

14

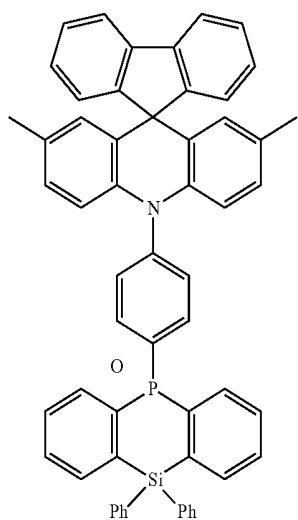
-continued



15

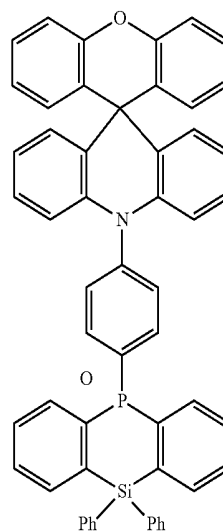


16

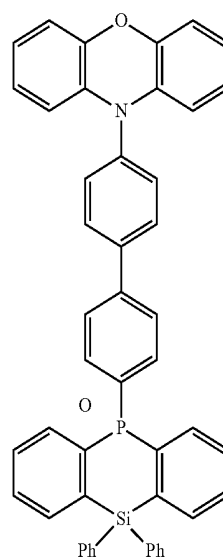


17

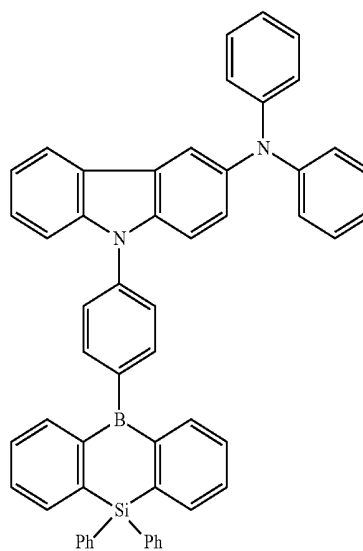
-continued



18

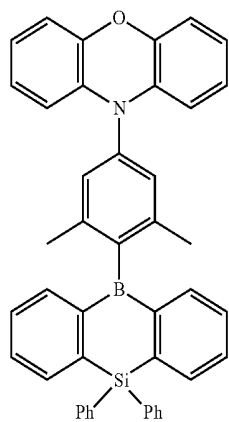


19



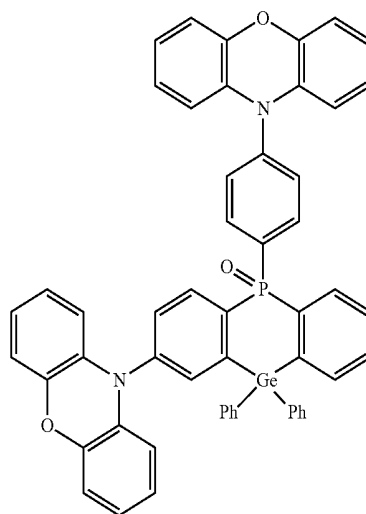
20

-continued



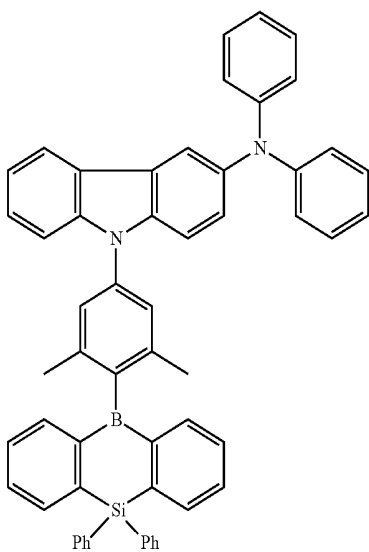
21

-continued

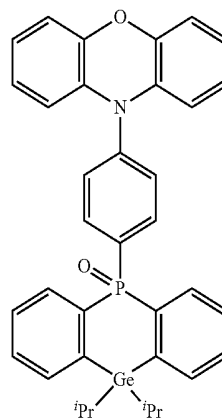


24

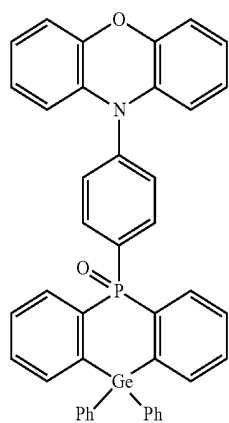
22



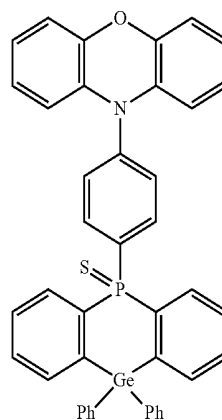
25



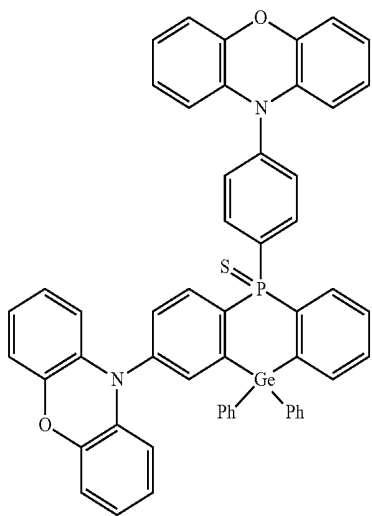
23



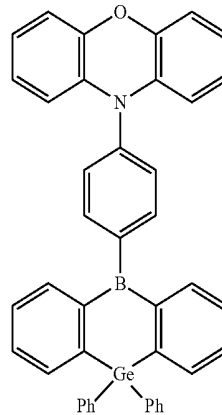
26



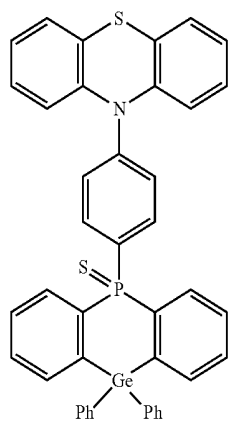
-continued



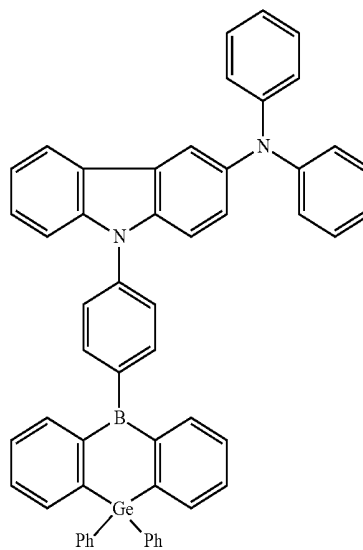
-continued



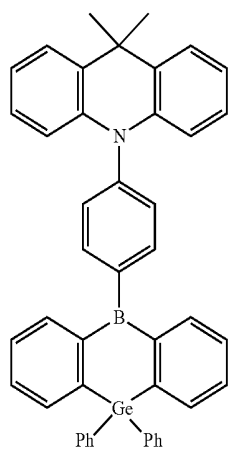
28



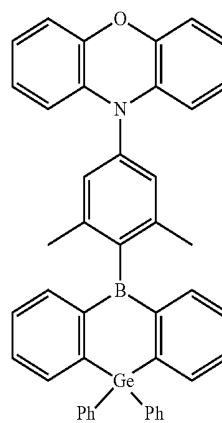
31



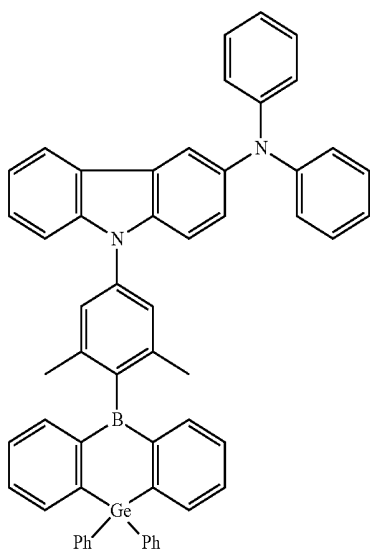
29



32

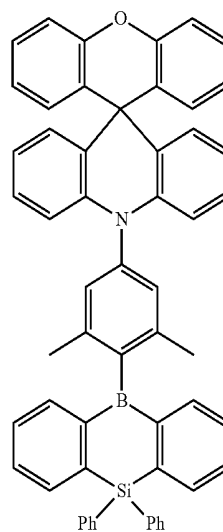


-continued



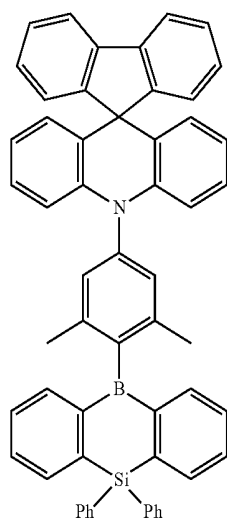
33

-continued

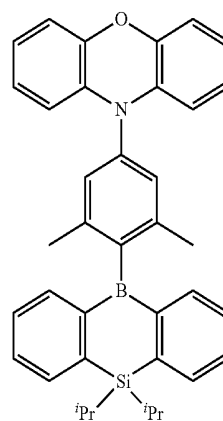


36

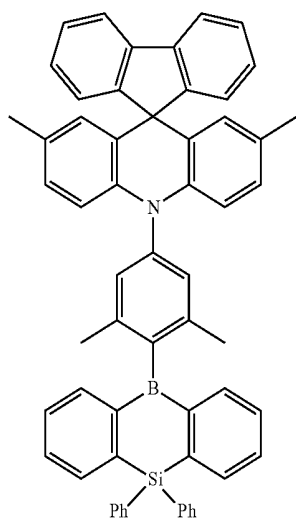
34



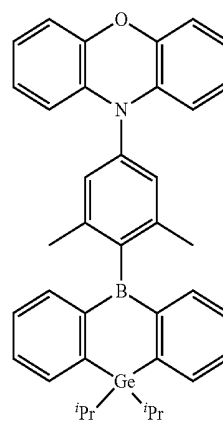
37



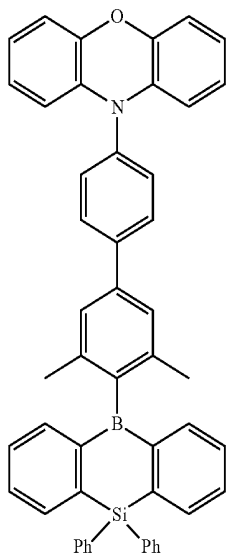
35



38

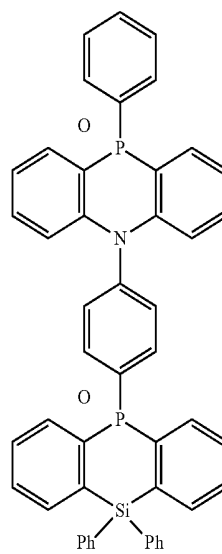


-continued

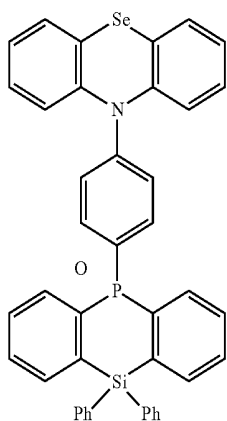


39

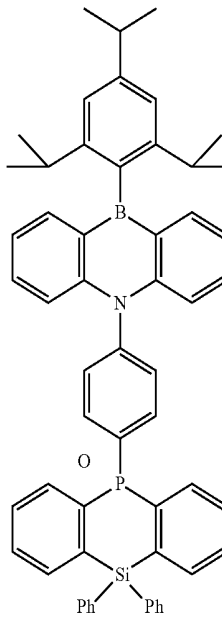
-continued



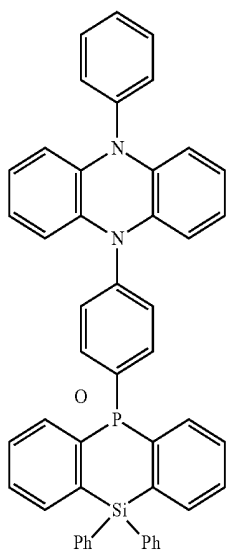
42



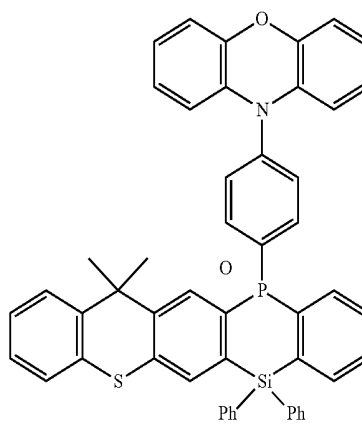
40



43

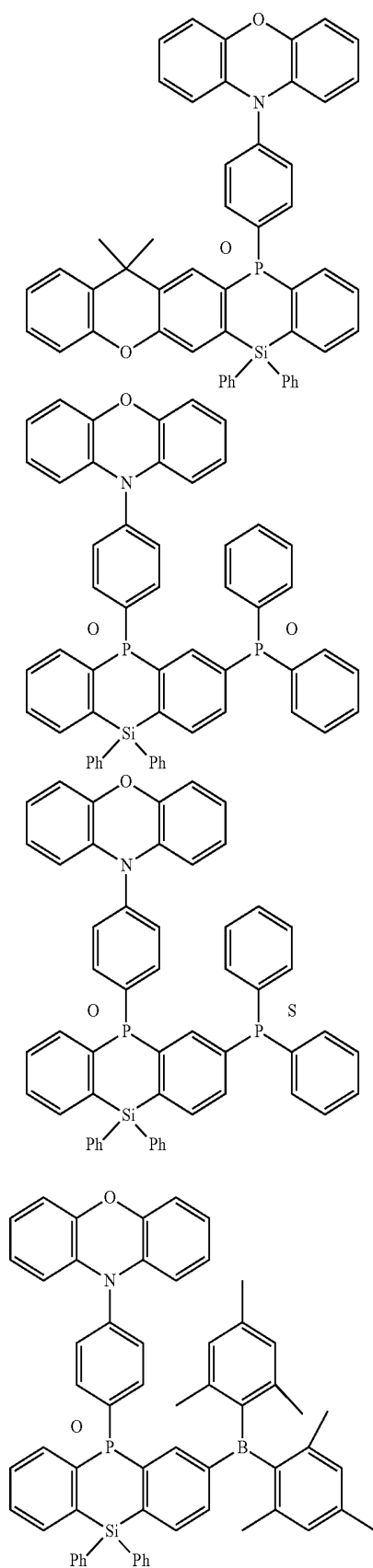


41



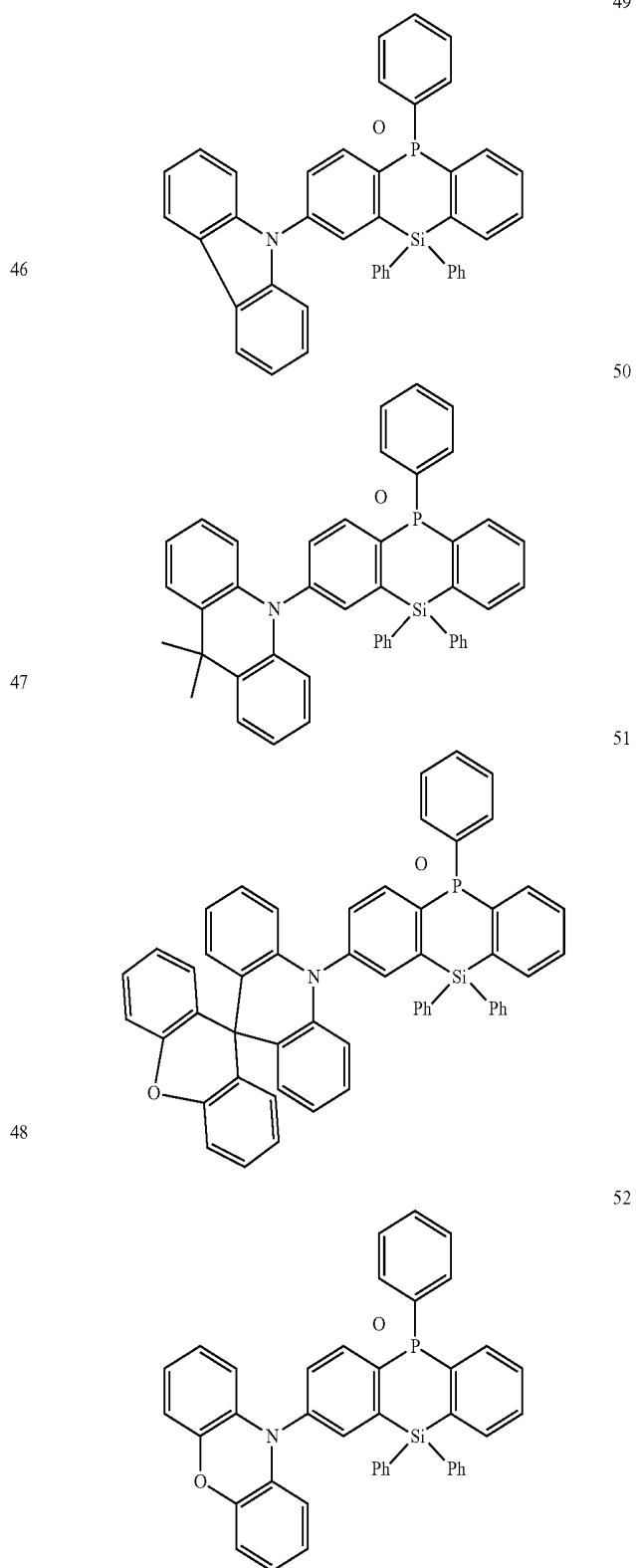
44

-continued

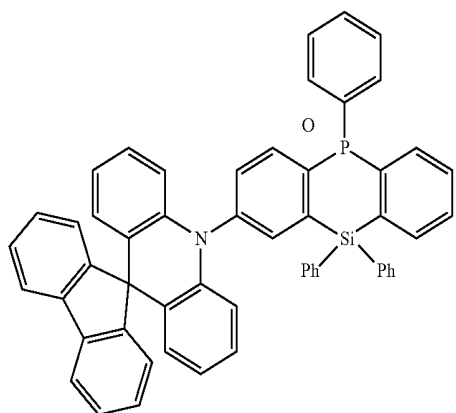


23. The polycyclic compound of claim 14, wherein the polycyclic compound represented by Formula 1 is one selected from compounds represented in the following Compound Group 2:

[Compound Group 2]

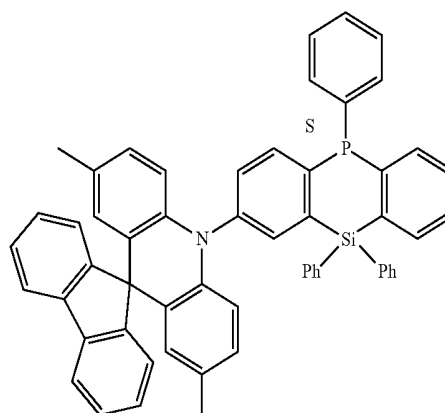


-continued

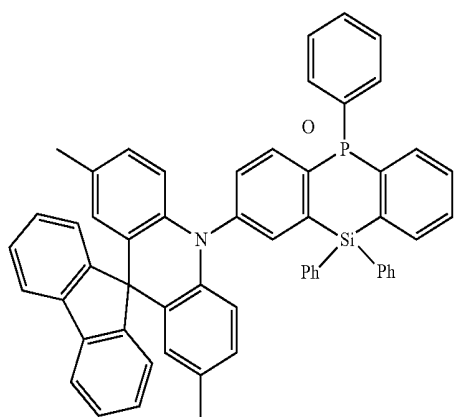


53

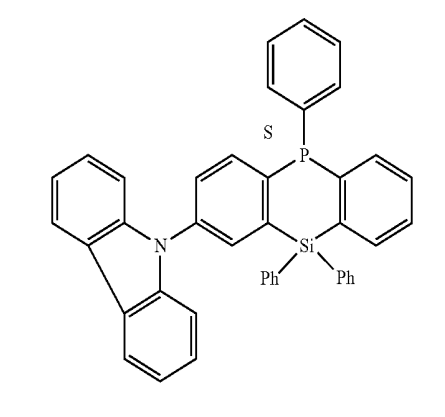
-continued



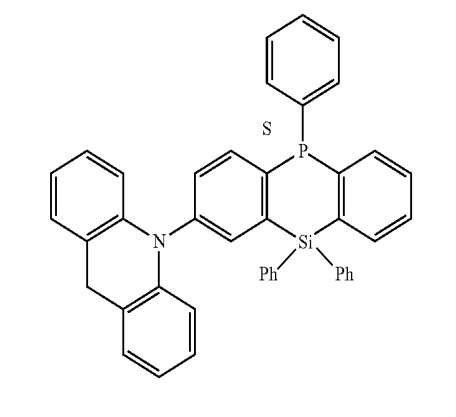
57



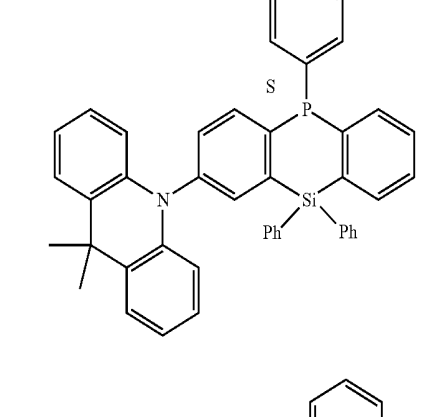
54



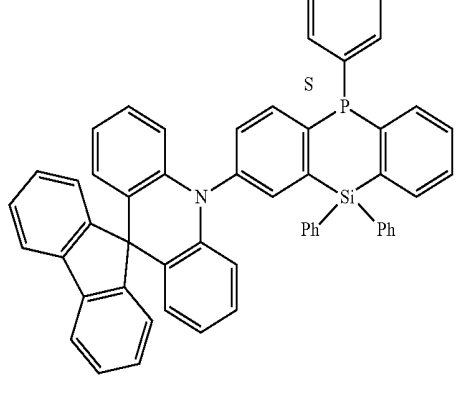
58



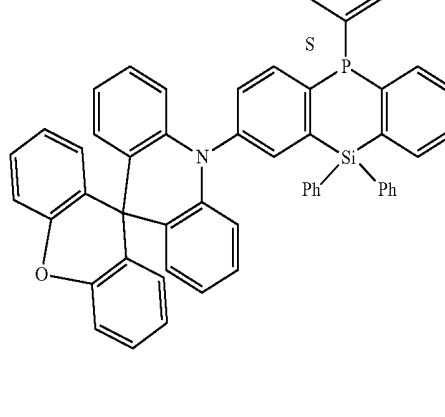
55



59

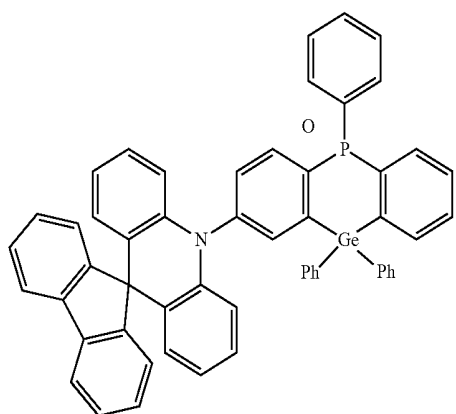
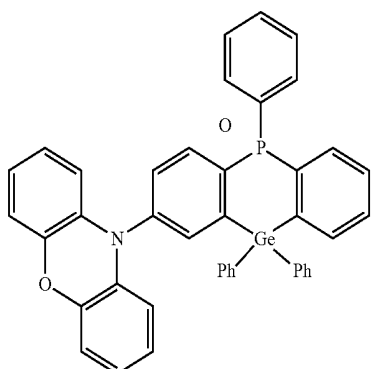
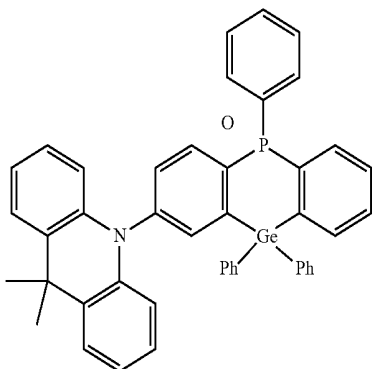
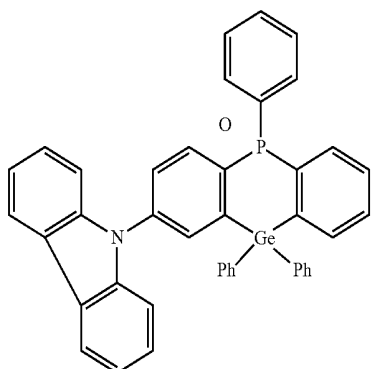


56

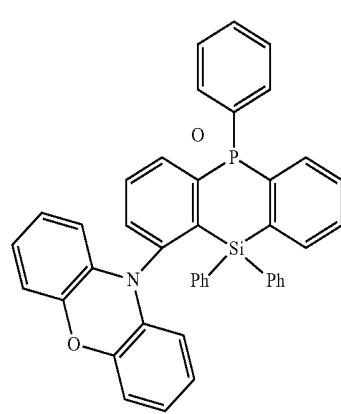
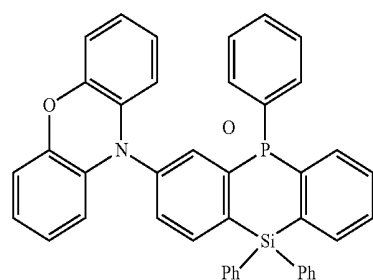
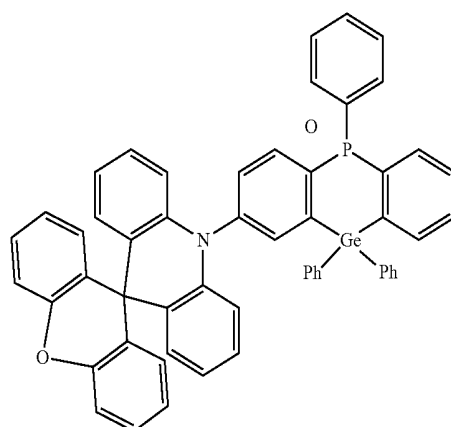
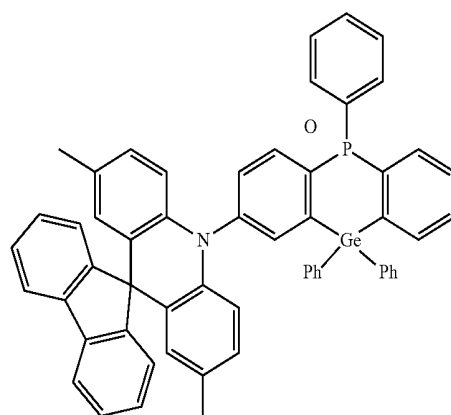


60

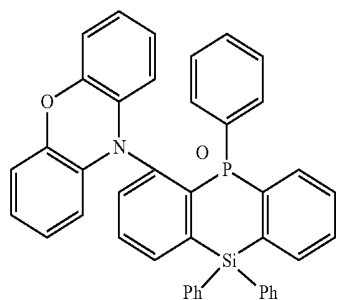
-continued



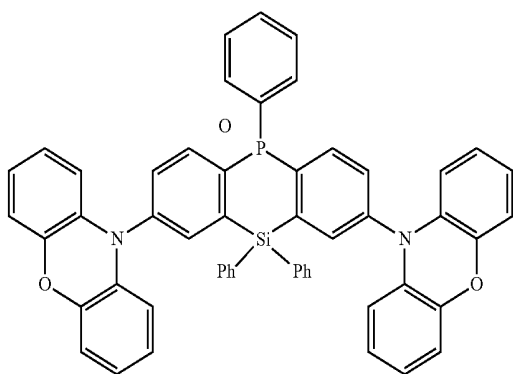
-continued



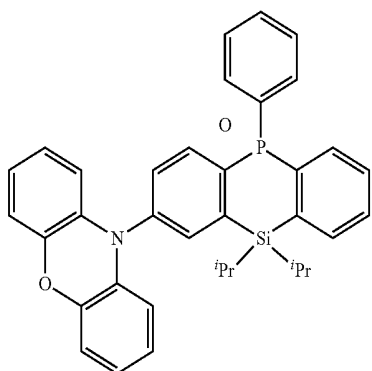
-continued



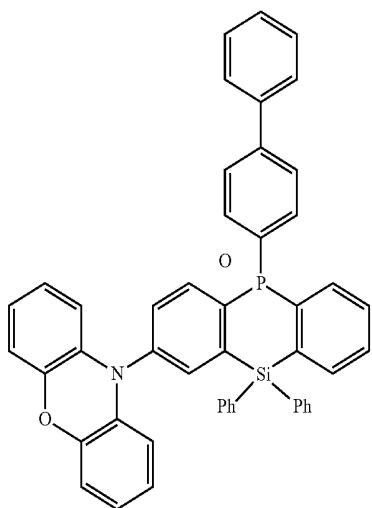
69



70

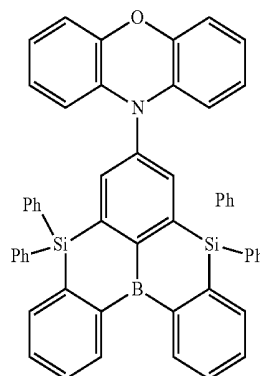


71

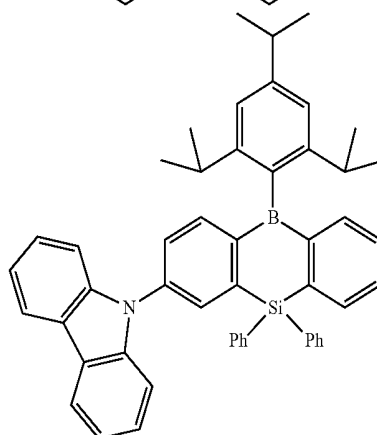


72

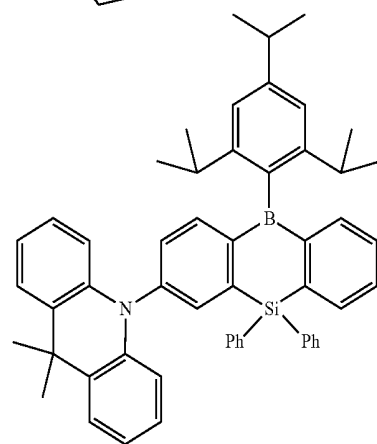
-continued



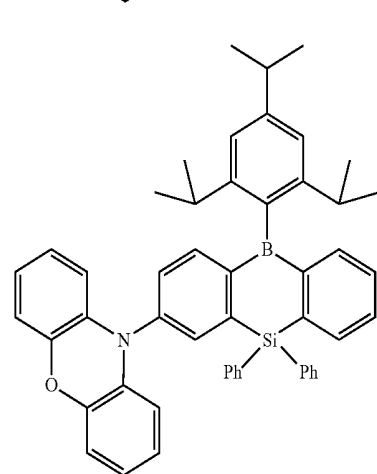
73



74

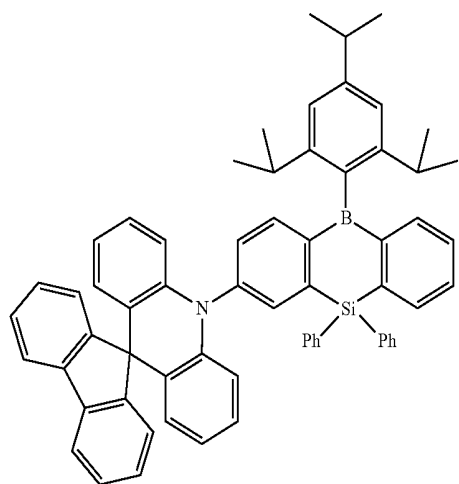


75

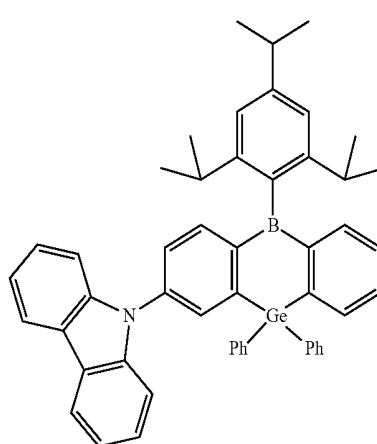


76

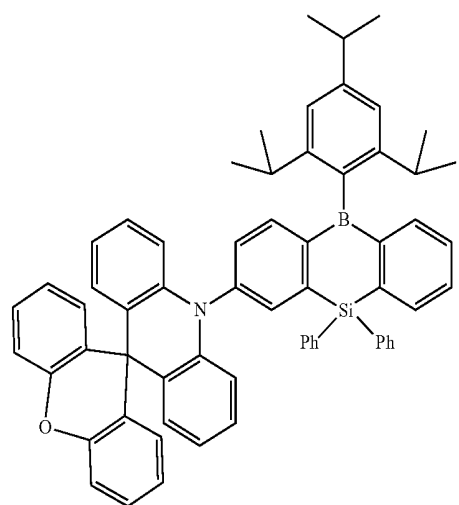
-continued



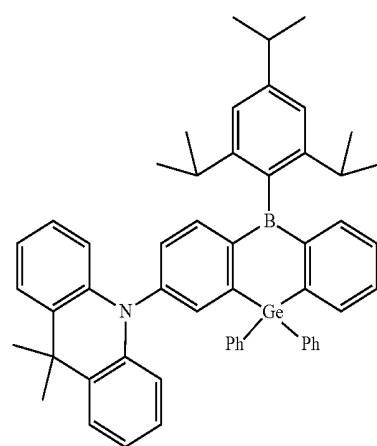
-continued



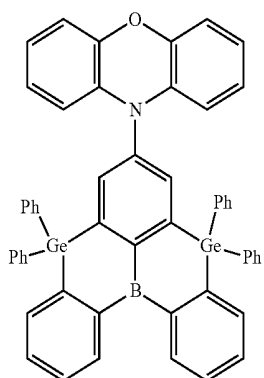
78



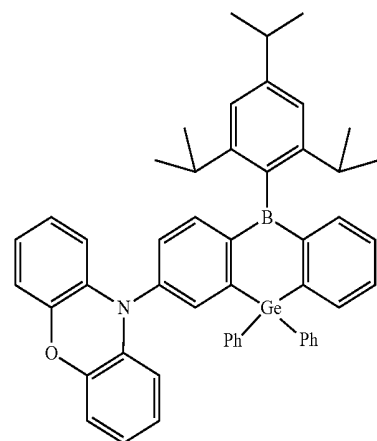
81



79

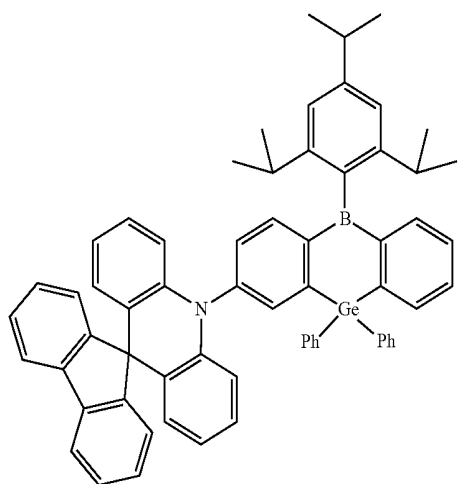


82



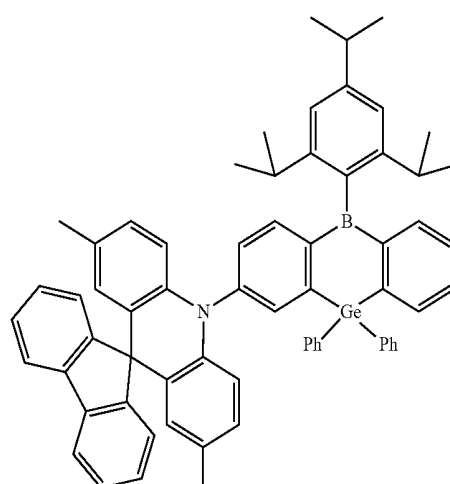
87

-continued



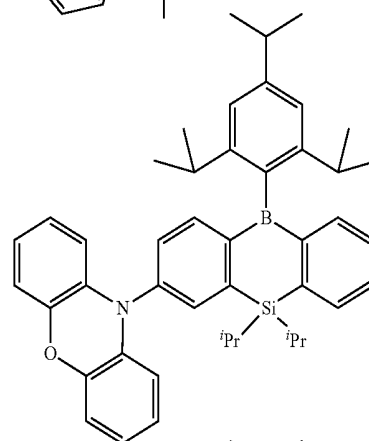
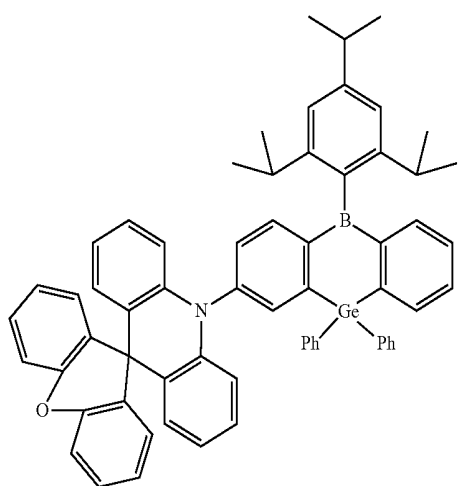
83

-continued



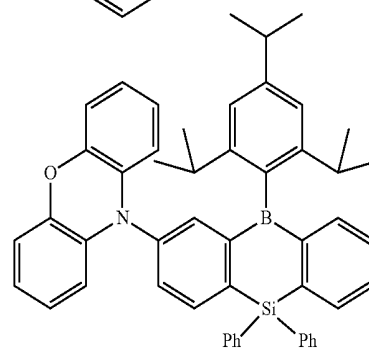
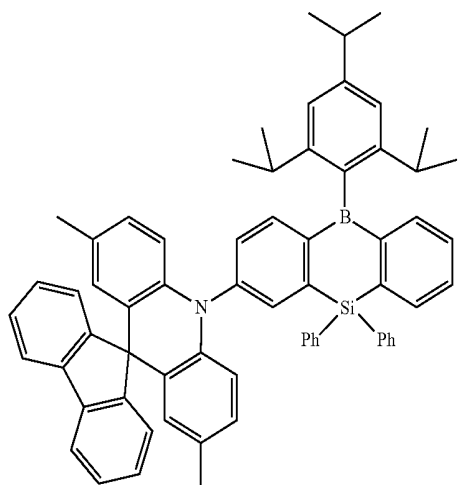
86

84



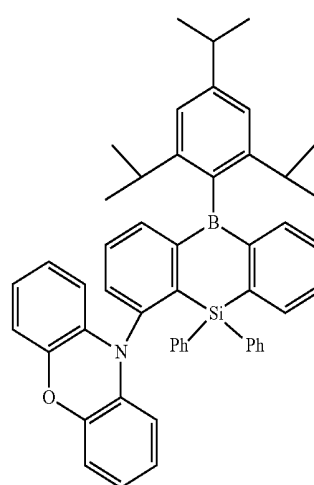
87

85

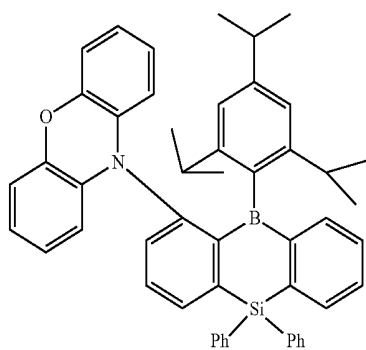


88

89

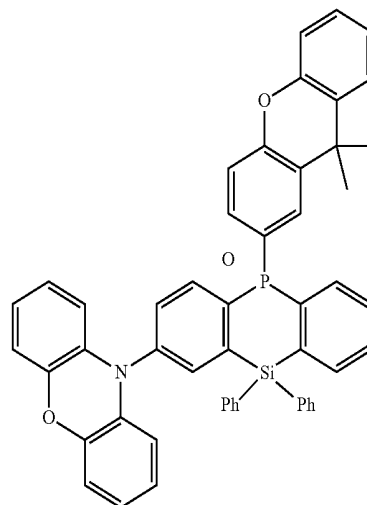


-continued

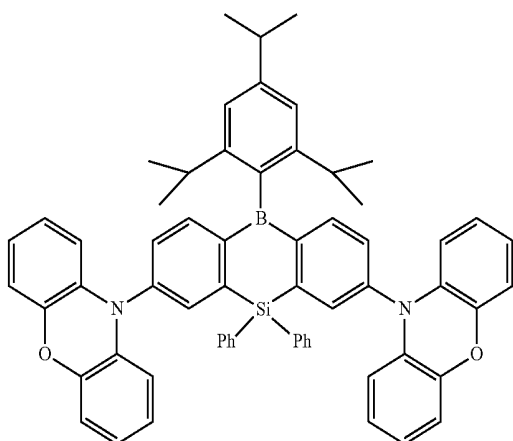


90

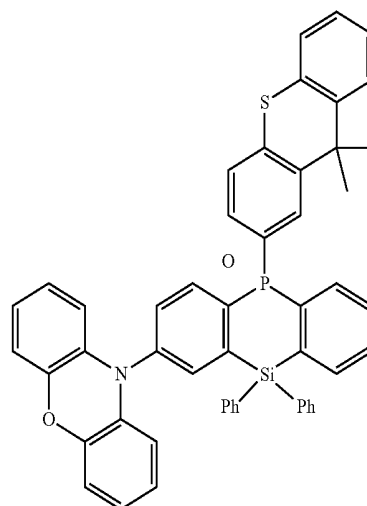
-continued



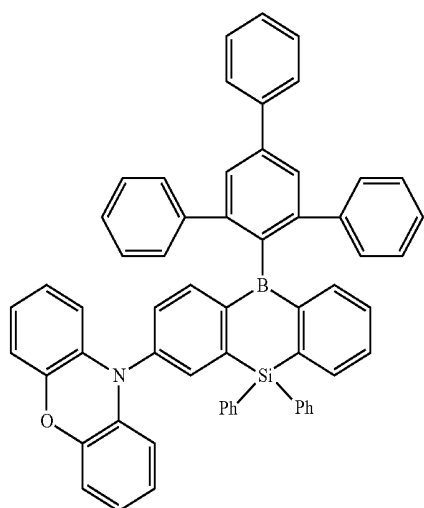
93



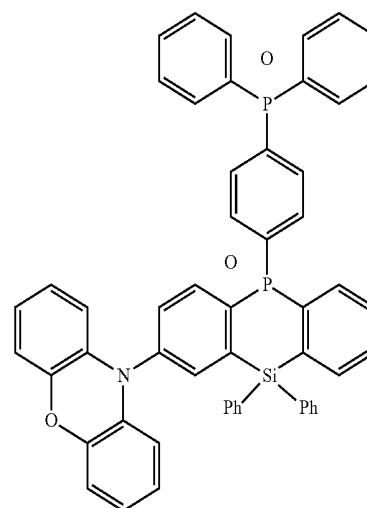
91



94

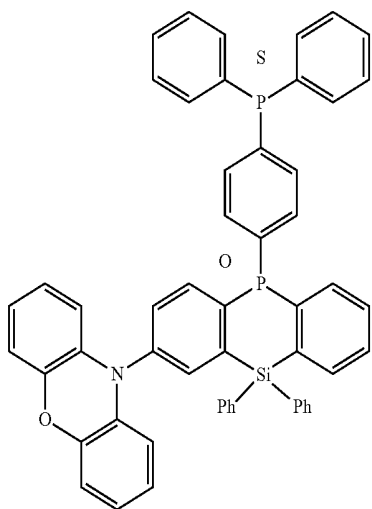


92



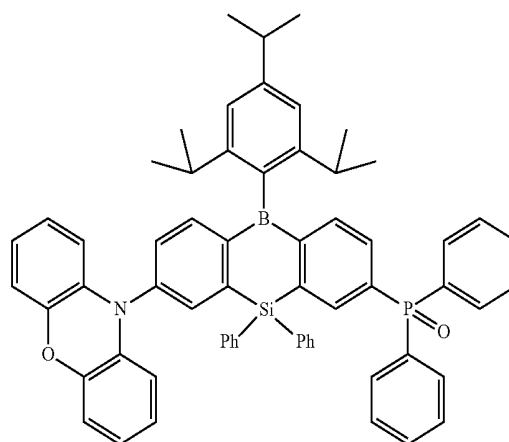
95

-continued



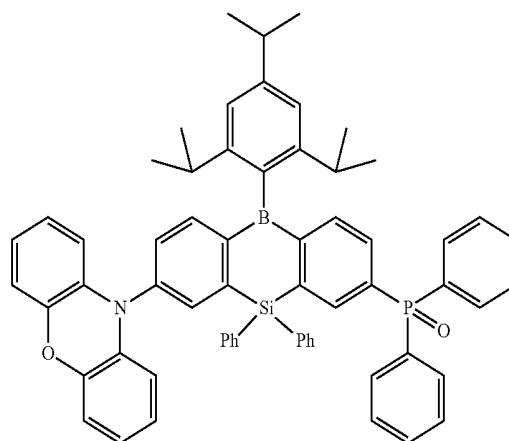
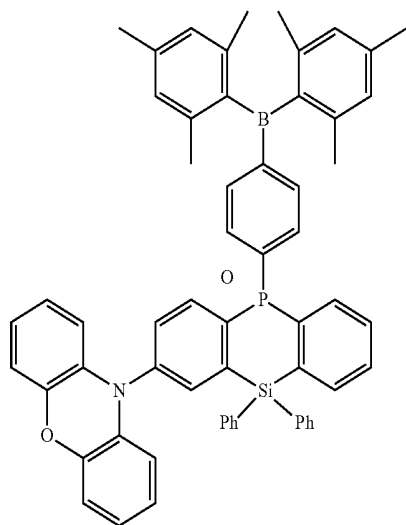
96

-continued



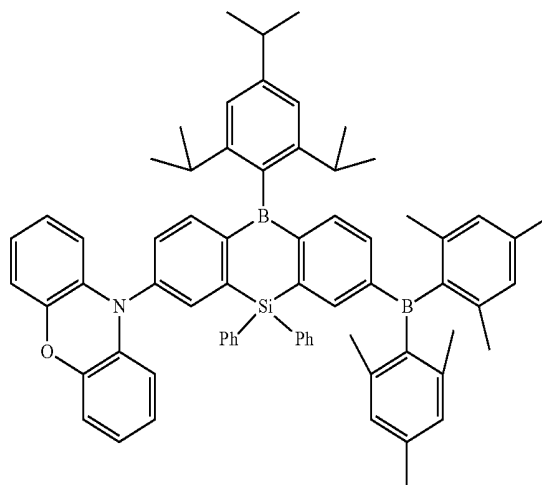
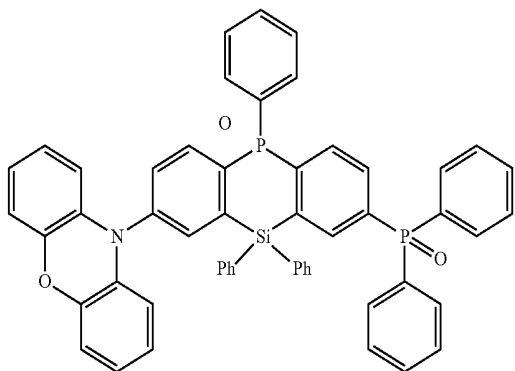
99

97



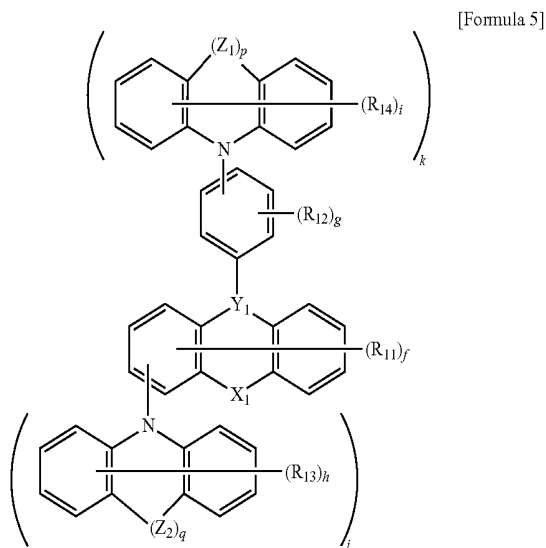
100

98



101

24. A polycyclic compound represented by the following Formula 5:



in Formula 5,

Y_1 is B, P=O, or P=S,

X_1 is $SiR_{15}R_{16}$, or $GeR_{17}R_{18}$,

each of R_{11} to R_{18} is independently a hydrogen atom, a deuterium atom, a halogen atom, a substituted or unsubstituted silyl group, a substituted or unsubstituted boryl group, a substituted or unsubstituted aralkyl group having 6 to 30 carbon atoms, a substituted or

unsubstituted aryloxy group having 6 to 30 carbon atoms, a substituted or unsubstituted arylthio group having 6 to 30 carbon atoms, a substituted or unsubstituted phosphine group, a substituted or unsubstituted phosphine oxide group, a substituted or unsubstituted phosphine sulfide group, a substituted or unsubstituted alkyl group having 1 to 20 carbon atoms, a substituted or unsubstituted aryl group having 6 to 30 carbon atoms for forming a ring, or a substituted or unsubstituted heteroaryl group having 2 to 30 carbon atoms for forming a ring, or may be combined with an adjacent group to form a hydrocarbon ring or a heterocycle,

each of Z_1 and Z_2 is independently a direct linkage, O, S, Se, NAr_{21} , $POAr_{22}$, $CAr_{24}Ar_{25}$, $SiAr_{26}Ar_{27}$, $GeAr_{28}Ar_{29}$, or BAr_{30} ,

each of Ar_{21} to Ar_{30} is independently a substituted or unsubstituted alkyl group having 1 to 20 carbon atoms, a substituted or unsubstituted aryl group having 6 to 30 carbon atoms for forming a ring, or a substituted or unsubstituted heteroaryl group having 2 to 30 carbon atoms for forming a ring, or may be combined with an adjacent group to form a hydrocarbon ring or a heterocycle,

each of "p" and "q" is independently 0 or 1,

"f" is an integer between 0 and 7, inclusive,

"g" is an integer between 0 and 4, inclusive,

each of "h" and "i" is independently an integer between 0 and 8, inclusive,

each of "j" and "k" is independently an integer between 0 and 1, inclusive, and

$j+k \neq 0$.

* * * * *

专利名称(译)	有机电致发光器件和用于有机电致发光器件的多环化合物		
公开(公告)号	US20190214585A1	公开(公告)日	2019-07-11
申请号	US16/239438	申请日	2019-01-03
[标]申请(专利权)人(译)	三星显示有限公司		
申请(专利权)人(译)	三星DISPLAY CO. , LTD.		
当前申请(专利权)人(译)	三星DISPLAY CO. , LTD.		
[标]发明人	YAMATANI AKINORI		
发明人	YAMATANI, AKINORI		
IPC分类号	H01L51/00 H01L51/50 C07F7/08 C07F7/30 C07F9/6596		
CPC分类号	H01L51/0094 H01L51/5012 H01L51/0072 C07F7/0816 C07F7/30 C07F9/6596 H01L51/5056 H01L51/5072 C09K11/06 C09K2211/1007 C09K2211/1014 C09K2211/1029 C09K2211/1033 C09K2211/1088 C09K2211/1092 C09K2211/1096 H01L51/0059 H01L51/0061 H01L51/0071 C07F9/65685		
优先权	1020180002395 2018-01-08 KR		
外部链接	Espacenet USPTO		

摘要(译)

提供有机电致发光器件和用于有机电致发光器件的多环化合物。根据本发明构思的实施方案的多环化合物由式1表示。在式1中，Y是B，P = O或P = S，并且X是SiR³R⁴，或GeR⁵R⁶。R¹或R²中的至少一个是NAr²Ar³。

